



LIBRARIES

UNIVERSITY OF WISCONSIN-MADISON

Wisconsin [men's] basketball 1984-85. 1984

Madison, Wisconsin: UW Sports News Service, 1984

<https://digital.library.wisc.edu/1711.dl/62X7CYZCX7PUD83>

<http://rightsstatements.org/vocab/InC/1.0/>

The libraries provide public access to a wide range of material, including online exhibits, digitized collections, archival finding aids, our catalog, online articles, and a growing range of materials in many media.

When possible, we provide rights information in catalog records, finding aids, and other metadata that accompanies collections or items. However, it is always the user's obligation to evaluate copyright and rights issues in light of their own use.

WISCONSIN

BADGER BASKETBALL 1984-85



1984-85 WISCONSIN BASKETBALL SCHEDULE

DATE	OPPONENT	TIME
November 25	MORGAN STATE	1:05 p.m.
December 1	WASHINGTON STATE	1:05 p.m.
December 3	KENTUCKY STATE	7:35 p.m.
December 6	SOUTH DAKOTA	7:35 p.m.
December 8	CENTRAL MICHIGAN	1:05 p.m.
December 12	at Nebraska	7:35 p.m.
December 14	DARTMOUTH	6:05 p.m.
December 22	Northern Illinois at Rockford, IL.....	7:30 p.m.
December 28	Texas A&M in Lobo Classic, Albuquerque, NM	7:00 p.m.
December 29	Alaska-Anchorage or New Mexico in Lobo Classic.....	7:00 or 9:00 p.m.
January 5	at Northwestern	1:05 p.m.
January 9	at Ohio State	7:00 p.m.
January 12	at Indiana	2:00 p.m.
January 17	ILLINOIS	7:35 p.m.
January 19	PURDUE	1:05 p.m.
January 24	at Minnesota	8:05 p.m.
January 26	at Iowa	1:05 p.m.
January 31	MICHIGAN STATE	7:35 p.m.
February 2	MICHIGAN	1:05 p.m.
February 7	INDIANA	7:35 p.m.
February 9	OHIO STATE	1:05 p.m.
February 14	at Purdue	6:35 p.m.
February 16	at Illinois	8:00 p.m.
February 20	IOWA	7:05 p.m.
February 24	MINNESOTA	1:05 p.m.
February 28	at Michigan	6:30 p.m.
March 2	at Michigan State.....	2:00 p.m.
March 9	NORTHWESTERN	11:05 a.m.

NOTE—All times are Central Standard Time

1985 NCAA BASKETBALL TOURNAMENT

FIRST AND SECOND ROUNDS

- East**-Thursday-Saturday, March 14-16
Hartford, CT Civic Center (Connecticut)
and
Friday-Sunday, March 15-17
Atlanta, GA The Omni (Metro Conference)
- Southeast**-Thursday-Saturday, March 14-16
South Bend, IN (Notre Dame)
and
Friday-Sunday, March 15-17
Dayton, OH (Dayton)
- Midwest**-Thursday-Saturday, March 14-16
Tulsa, OK, (Oral Roberts)
and
Friday-Sunday, March 15-17
Houston, TX, The Summit (Houston)
- West**-Thursday-Saturday, March 14-16
Salt Lake City, UT (Utah)
and
Friday-Sunday, March 15-17
Albuquerque, NM, (New Mexico)

REGIONALS

- East**-Thursday-Saturday, March 21-23
Providence, RI, Civic Center (Providence College)
- Southeast**-Friday-Sunday, March 22-24
Birmingham, AL, Jefferson Civic Center (Alabama-Birmingham)
- Midwest**-Thursday-Saturday, March 21-23
Dallas, TX, Reunion Arena (Southern Methodist)
- West**-Friday-Sunday, March 22-24
Denver, CO, McNichols Sports Arena (Colorado)
- FINALS**-Saturday, March 30 (Semi-Finals)
and
Monday, April 1 (Championship Game)
Lexington, KY, Rupp Arena (Kentucky)

Note-Host Schools or Conference in parentheses

CONTENTS

GENERAL

Covering the Badgers	2
General Information	3
Staff Directory	3
Athletic Director Elroy Hirsch	10

1984-85 OUTLOOK

1984-85 Schedule	IFC
1984-85 Outlook	5
1984-85 Opponents	31
Composite Non-Conference Big Ten Schedule	72
Composite Big Ten Conference Schedule	IBC

THE COACHES

Head Coach Steve Yoder	7
Assistant Coaches	8

THE PLAYERS

Rosters	22
Player Biographies	12
Team Picture	65

1983-84 REVIEW

1983-84 Game-by-Game	24
1983-84 Statistics	24
1984 Big Ten Review	25

HISTORY

All-Time Scores with 1984-85 Opponents	41
All-Time Series Records	47
Composite Season Records	48
Year-by-Year Season Results	49
Coaches Records	57
All-time Big Ten Standings	30

RECORDS

Wisconsin Scoring and Rebound Leaders	60
Field House Records	60
Individual Records	61
Team Records	64
Miscellaneous Records	64

AWARDS

Wisconsin All-Americans	66
All-conference Performers	67
"W" Award Winners	68

ATTENDANCE

History of Fieldhouse	58
Year-by-Year Attendance	59
All-Time Top Crowds	59



1984-85 University of Wisconsin Basketball Guide edited by Jim Mott and Jeff Christian, UW Sports News Service. Editorial assistance by Dave Ohm. Published by UW Sports News Service.

Layout and composition by WISCOMP.

Photography by Norman Lenburg, Duane Hopp, Gary Schultz and Del Brown.

FRONT COVER

Head Coach Steve Yoder, right with Badger seniors, left to right, Jack Hippen, John Ploss and Scott Roth.

BACK COVER

Badger Basketball team on 1984 European Tour.

COVERING THE BADGERS

PRESS ROW:

Wisconsin's working facilities for press-radio-television are located on the west side of the Wisconsin Fieldhouse.

WORKING TICKETS:

All Requests for Press Row tickets must be placed with the Sports Information Office. Upon acceptance of applications, appropriate tickets are either mailed or held for pick-up at the Press Will Call window at Gate 2. Working press tickets contain assigned seat locations. Telecopier service will be available to members of the working press by the appropriate servicing organizations.

RADIO:

Each station admitted for broadcasting will be issued three tickets. Radio facilities are located in the second balcony of the west side. Tickets are mailed upon acceptance. If tickets are not mailed, they may be picked up in advance at the Sports Information Office, or from the Press Will Call window.

PHOTOGRAPHERS:

Floor passes are limited to daily newspaper, wire service, and television photographers. Photographers may work from either the north or south ends and the west side of the court.

PARKING:

A limited number of parking passes for Lots 18 and 19 are available to working people only. They will be issued as requested.

PLAYER INTERVIEWS:

Media representatives may interview Wisconsin players in the Reinke Room after each game in the Wisconsin Fieldhouse following interviews of both coaches.

Give the names of players you wish to interview to Coach Yoder when he has completed his post-game interview.

Players will be available for interviews on Monday afternoon, or on the day following a game (except Sundays) from 2:15 to 2:45 p.m. in the Reinke Room.

All interviews are to be completed by 2:45 p.m. Practice starts at 2:45 p.m. each day and ends at 5:15 p.m.

COACHES INTERVIEWS:

Steve Yoder will meet with media representatives following each game after a short cooling off period in the Reinke Room of the Wisconsin Fieldhouse.

Best time to talk with Coach Yoder is from 9:00 a.m. to 12:00 noon in his office, or by telephone. He will be available for TV interview prior to practice from 2:15 to 2:30 p.m. in the Fieldhouse. Please conduct the interview near the Reinke Room.

Coach Yoder's office telephone number is 608-262-4597. His secretary is Sandy Gillis.

Please call the Sports Information Office (608-262-1811) in advance and we'll assist you in obtaining your interviews with Coach Yoder and the players.

Your hosts in the UW-Fieldhouse and at all University of Wisconsin athletic events are **Jim Mott**, Sports Information Director, **Bob Leu**, Radio-TV Director, and **Doug Spencer**, Sports Information Assistant.

Jim Mott is a Madison native and has B.A. degrees in Zoology and Journalism from the University of Wisconsin. As an undergraduate, he served as Wisconsin's basketball team manager for four years, earning a major "W" award for his work.

Jim is a past president of the College Sports Information Directors of America (CoSIDA) and the Madison Pen and Mike Club. He was named to the CoSIDA Hall of

Fame in 1979.

He and his wife **Dorothy** are the parents of three sons — **William**, 22, **David**, 19, and **Eric**, 17.

Bob Leu joined Wisconsin's Athletic Department staff as Radio-TV Director in September, 1973 from WHA-TV where he had served as producer-director and director of sports.

He's a Milwaukee native and a 1960 graduate of the University of Wisconsin with a Bachelor of Arts degree in speech.

Bob handles radio and television contracts for the athletic department and is the producer of Wisconsin's post-season football, basketball, and hockey highlight films. He has also done color commentary on Wisconsin's hockey broadcasts, and has served in past years as producer-host of Badger Football on the state's public television stations.

He and his wife **Janis** are parents of daughters **Dawn**, 25, **Amie**, 22 and son **Adam**, 13.


Bob is a past president of the Madison Pen and Mike Club.

Doug Spencer joined the staff of the Sports News Service in July of 1983, after serving one year as Administrative Assistant for the Wisconsin hockey team, 1982-83.


Doug is a 1976 graduate of Western Michigan University with a B.A. in English and Journalism. He previously served as assistant sports information director at both Eastern Michigan and Western Michigan, and was Publicity and Publications Director for the Amateur Hockey Association of the U.S. in Colorado Springs.



JIM MOTT



BOB LEU



DOUG SPENCER

GENERAL INFORMATION

LOCATION — Madison, WI 53711

FOUNDED — 1848

ENROLLMENT — 44,218

ATHLETIC CONFERENCE — Intercollegiate Conference of Faculty Representatives (Big Ten)

TEAM NICKNAME — Badgers

COLORS — Cardinal and White

ARENA — UW-Fieldhouse (12,204)

UNIVERSITY SYSTEM PRESIDENT — Robert M. O'Neil

CHANCELLOR — Irving Shain

FACULTY REPRESENTATIVE — Prof. Frank J. Remington

CHAIRMAN ATHLETIC BOARD — Prof. David W. Tarr

ATHLETIC DIRECTOR — Elroy L. Hirsch

DEPUTY ATHLETIC DIRECTOR — Ralph Neale

ASSOCIATE ATHLETIC DIRECTORS

Income Sports - Otto Breitenbach

Non-Income Sports - Kit Saunders

ASSISTANT ATHLETIC DIRECTORS

Student Personnel Services - Diane Johnson

Non-Income Sports Men - Duane Kleven

Non-Income Sports Women - Paula Bonner

SPORTS INFORMATION STAFF

Jim Mott, Director AC 608 262-1811 (Home: 233-5009)

Bob Leu, Radio-TV Director 262-1811 (Home: 271-8633)

Doug Spencer, Assistant 262-1811 (Home: 274-8769)

Telecopier AC 608 262-1811

Badgers News Line AC 608 262-1812

University of Wisconsin

Division of Intercollegiate Athletics

1440 Monroe Street

Madison, WI 53711

STAFF DIRECTORY

Name and Position	Office Telephone			
Anacker, Harold—Equipment Manager	262-3633	Helwig, Dennis—Assistant Trainer	262-3630	Nuttycombe, Ed—
Anderson, Dave—Football Assistant	262-6915	Hilles, Jim—Football Assistant	262-6906	Head Track & Field Coach
Bonner, Paula—	263-5580	Hirsch, Elroy L.—Athletic Director	262-2311	Penner, Marci—Women's SID Assistant
Assistant Athletic Director		Hull, Mitch—Wrestling Assistant	262-3586	Pettinger, Jack—Swimming Coach
Bosanny, Jim—Assistant Trainer	262-3630	Jablonic, Randall—Men's Crew Coach	262-4954	Pflughoeft, Mark—Gymnastics Coach
Bowen, Rick—Basketball Assistant	262-4598	Jackson, Fred—Football Assistant	262-6913	Qualls, Edwina—
Braun, Jeff—Track Assistant	263-4873	Jeter, Arnold—Football Assistant	262-6918	Women's Basketball Coach
Breitenbach, Otto—	262-1881	Johansson, Carl—	263-5743	Reddan, Dr. William—Soccer Assistant
Associate Athletic Director		Women's Swimming Coach		Russo, Mario—Administrative Assistant
Carney, Russ—Volleyball Coach	263-5670	Johnson, Diane—	262-1914	Sauer, Jeff—Hockey Coach
Clancy, Dr. William G.—Team Physician	263-1356	Student Personnel Services		Saunders, Kit—
Damman, Oscar—Administration	262-3300	Kemp, Mike—Hockey Assistant	262-3932	Associate Athletic Director
Darda, Gerald E.—Diving Coach	262-5788	Kleven, Duane—	262-0553	Schrock, Richard M.—Business Manager
Dockery, Albert—Track Assistant	262-4398	Assistant Athletic Director		Seeliger, Scott—Football Assistant
Dudley, William—Football Assistant	262-6912	Klingelhoets, Pat—Tennis Coach	262-0997	Smith, Martin—Cross Country Coach
Ela, Sue—Women's Crew Coach	263-6698	Kuckkahn, Wayne—Ticket Sales Manager	262-1600	Spencer, Doug—
Ellis, Terry—	263-4225	Land, Steve—Baseball Coach	262-7869	Sports Information Assistant
Women's Basketball Assistant		Lauder, Jim—Soccer Coach	262-7749	Spengler, Dave—Athletic Fund Raiser
Fishbain, Jerry—Administrative Assistant	262-5588	Leu, Robert—Radio-TV Director	262-2255	Standbrook, Grant—Hockey Assistant
Ferguson, Kelly—Women's Tennis Coach	263-6304	Mainory, Rob—Athletic Business Office	262-0147	Stoddard, Gordon—Head Trainer
Flarup, Tamara—Women's SID	263-5502	McBride, Ron—Football Assistant	262-6917	Tappon, Jan—Assistant Trainer
Gillman, Anthony—Fencing Coach	263-4483	McClain, Dave—Head Football Coach	262-1861	Tegen, Peter—
Goman, Sid—Maintenance Supervisor	262-3631	McNulty, Brad—Basketball Assistant	262-4598	Women's Track & Cross Country Coach
Hayes, Jackie—Women's Golf Coach	263-5580	Moran, Ray—Weight Training	262-9535	Tiziani, Dennis—Golf Coach
Heater, Chuck—Football Assistant	262-6915	Mott, James—Sports Information Director	263-4430	Webb, Craig—Women's Soccer Coach
Hellickson, Russ—Wrestling Coach	262-4399	Murawski, Terry—	262-7717	Yoder, Steve—Head Basketball Coach
		National "W" Club Ex. Dir.		Zussman, Alan—
		Neale, Ralph—Deputy Athletic Director	262-8009	Student Personnel Services

1983-84 WISCONSIN BASKETBALL RESULTS

DATE	OPPONENT	PLACE	UW	OPP	RECORD
Nov. 26	Florida A&M	Madison	100	56	(1-0)
Dec. 1	Northern Iowa	Cedar Falls	59	60	(1-1)
Dec. 3	Southern Illinois	Madison	78	72	(2-1)
Dec. 5	Nebraska (2 OT)	Madison	69	71	(2-2)
Dec. 7	Northern Illinois	Madison	90	68	(3-2)
Dec. 10	Kansas State	Manhattan	64	71	(3-3)
Dec. 20	Toledo	Toledo	60	73	(3-4)
Dec. 29	Oklahoma State (ML)	Dayton	84	89	(3-5)
Dec. 30	Yale (ML)	Dayton	87	77	(4-5)
Jan. 5	Purdue	Lafayette	65	84	(4-6)
Jan. 7	Illinois (OT)	Madison	62	63	(4-7)
Jan. 12	Michigan State	Madison	81	74	(5-7)
Jan. 14	Michigan (TV)	Madison	71	64	(6-7)
Jan. 19	Northwestern (OT)	Evanston	61	60	(7-7)
Jan. 21	Iowa (TV)	Iowa City	62	75	(7-8)
Jan. 25	Minnesota (TV)	Minneapolis	62	75	(7-9)
Feb. 2	Ohio State	Madison	74	85	(7-10)
Feb. 4	Indiana	Madison	67	81	(7-11)
Feb. 9	Indiana	Bloomington	64	74	(7-12)
Feb. 11	Ohio State	Columbus	65	71	(7-13)
Feb. 15	Minnesota (TV)	Madison	67	68	(7-14)
Feb. 16	Marquette	Milwaukee	59	74	(7-15)
Feb. 23	Iowa	Madison	55	63	(7-16)
Feb. 26	Northwestern	Madison	54	47	(8-16)
Mar. 1	Michigan	Ann Arbor	75	84	(8-17)
Mar. 3	Michigan State (TV)	East Lansing	59	78	(8-18)
Mar. 6	Purdue	Madison	48	61	(8-19)
Mar. 10	Illinois	Champaign	57	81	(8-20)

(ML) Merrill Lynch Classic, Dayton, Ohio

1983-84 RECORD: 8-20
 HOME RECORD: 6-7
 AWAY RECORD: 1-12
 NEUTRAL RECORD: 1-1

WISCONSIN BASKETBALL 1983-84 MAJOR "W" AWARD WINNERS


**Cory D. Blackwell, Chicago, IL
 Michael G. Heineman, Connersville, IN
 **John J. Hippen, Chadwick, IL
 *Jay R. Laszewski, Stevens Point
 *David E. Miller, Chicago, IL
 *Roderick R. Olson, Madison

Scott F. Plondke, Dubuque, IA
 **John H. Ploss, Lake Villa, IL
 Rodney J. Ripley, Pulaski
 **Scott E. Roth, Brecksville, OH
 *Gregg C. Steinhaus, Briggsville
 Jeffery J. Weber, Wales

1984-85 WISCONSIN BASKETBALL OUTLOOK

Teamwork and leadership will be the keys to success for the 1984-85 University of Wisconsin basketball team. The Badgers will be returning nine lettermen this season, three of them starters, to face the always tough opposition of the Big Ten. According to Head Coach Steve Yoder, "We are looking forward to this season. For the first time in three years we will have a senior class."


Despite returning nine lettermen, the Badgers did lose the Big Ten's leading scorer and rebounder, Cory Blackwell, to the pro draft. Also gone is guard David Miller, who lost his eligibility at Wisconsin and transferred to Drake, and center Scott Plondke, who left for Northern Iowa. Although these losses may seem momentous, the Badgers have a tight-knit group of players that are greatly anticipating the




RICK OLSON

start of the new season. A summer tour of Hungary and Austria proved that the team could come together as a unit and play top-notch basketball as they posted a respectable 4-2 record.

With Blackwell gone from the Wisconsin line-up, the offensive responsibilities will rest mainly upon the shoulders of Rick Olson and Scott Roth. Olson, a 6-1 junior guard from Madison, Wisconsin averaged 14.0 points a game last year and 11.0 as a freshman. Olson has started every game for the Badgers since coming to Wisconsin and will certainly be a major contributor in the upcoming season. "Ricky O," as he is called by the hometown fans, was the offensive sparkplug on the Badgers' European tour. The Wisconsin scoring leader in every game, Olson averaged 24.0 points per



SCOTT ROTH



MIKE HEINEMAN

game in the six contests and shot an outstanding 63.9% from the field. So impressive are his accomplishments that respected publications such as *The Sporting News* have included Olson's name as a legitimate candidate for All-American honors for the 1984-85 season.


Scott Roth will also add to the Badgers' scoring attack. The 6-9 senior out of Brecksville, Ohio averaged 13.5 points per game last year from his forward position. Roth, like Olson, has the ability to shoot from the outside and is very tough to stop when he gets hot. Roth led the Badgers last year in field goal percentage and assists, two statistics which reflect his excellent team-play.

Wisconsin would desperately like to get out of the Big Ten cellar that they have found themselves in at the end of last year, and improve upon the 8-20 finishes that they have come away with the past two seasons. The Badgers open the year with five consecutive home games with non-conference opponents. Says Yoder of the schedule, "We hope to be able to get out strong and build some momentum and a positive winning attitude for the Big Ten season."

The Badgers will need good performances from everyone on the roster, not just Olson and Roth, if they are to attain that winning attitude. Senior John Ploss, another returning starter, should again see a lot of action in the middle for the Cardinal and White. At 6-9, 220 pounds, Ploss epitomizes a center in the physical Big Ten. Mike Heineman, a 6-3 sophomore guard, came off the bench last year and showed that even as a freshman, he was ready to play in one of the premier conferences in college basketball. A spunky, aggressive player, Heineman was dubbed "Mr. Full-of-Energy" by the European fans, who often gave him standing ovations for his determined style of play.

Gregg Steinhaus (6-8 Jr.), J.J. Weber (6-7 So.), and Jay Laszewski (6-8 Jr.) are all contenders for a starting role at the forward position. Although none of them have seen substantial action in past seasons, the three have played enough so that they should adjust well to the increased responsibility that will be placed on them. Also, adding to the bench strength will be senior forward Jack Hippen (6-7) and sophomore forward Rod Ripley (6-7).

Wisconsin basketball will also get a boost this year, and in the years to come, from the excellent job of recruiting that Yoder and his staff have done. The incoming freshmen recruits are 6-8 forward Robert Barnes of Racine, 5-10 Donnie Harris, and 6-0 Shelton Smith, both guards out of Indianapolis. Despite having outstanding credentials, it is unfair to expect these young players to step into the limelight and emerge superstars right away. However, the coaching staff feels that, given time, all three have the potential to become very good collegiate basketball players for the University of Wisconsin.



JOHN PLOSS

A mixture of youth and experience, something Wisconsin basketball has been deprived of in the last few years, could be the combination that helps the Badgers come together as a team and create an important winning attitude for the 1984-85 season.

HEAD COACH STEVE YODER



Steve was named Wisconsin's tenth head basketball coach in mid-April of 1982, coming to the school from Ball State University where he compiled a five year record of 77-62 as head coach.

He was named the Mid-American "Coach of the Year" for the 1980-81 and 1981-82 seasons. The 1980-81 Ball State team shared the MAC title with three other schools and gained an NCAA tournament berth by winning the conference's post-season tournament.

Ball State compiled an overall 17-11 record during the 1981-82 season including a 12-4 conference record that gave them the MAC champion-

ship. The Cardinals lost to Northern Illinois 79-75 in overtime in the MAC post-season tournament title game with the winner advancing to the NCAA meet.


Steve is a native of Plymouth, Indiana and a 1958 graduate of Plymouth High School. He attended Illinois Wesleyan University on a basketball and baseball scholarship, winning four letters in baseball and two in basketball before graduating in 1962. He received his master's degree from St. Francis College in Fort Wayne, Indiana in 1970.

He started his coaching career at Glen Ellyn, Illinois, junior high school, and in 1965 took an assistant's position at Plymouth, Indiana.

He became head coach at Plymouth in 1967 and proceeded to guide the school to three conference titles, three sectional crowns, a pair of regional titles, and two finishes among the top ten teams in state rankings over a six year period.

Steve was named Indiana's District One "Coach of the Year" in 1973, and he then accepted a job as assistant coach at Furman University. He came back to Indiana in 1975 as head coach at Mishawaka's Penn High School.


He then became assistant basketball coach at Ball State in 1976 and a year later became head coach at the school.



COACH YODER'S CAREER RECORD

YEAR	TEAM	OVERALL			CONFERENCE			
		W	L	T	W	L	T	
1977-78	Ball State	10	15	.400	6	10	.375	MAC
1978-79	Ball State	16	11	.593	9	7	.563	MAC
1979-80	Ball State	14	15	.483	7	9	.438	MAC
1980-81	Ball State	20	10	.667	10	6	.625	MAC
1981-82	Ball State	17	11	.607	12	4	.750	MAC
TOTALS		77	62	.554	44	36	.550	
1982-83	Wisconsin	8	20	.286	3	15	.167	Big Ten
1983-84	Wisconsin	8	20	.286	4	14	.222	Big Ten
OVERALL		93	102	.477	7	29	.194	

ASSISTANT COACHES



RICK BOWEN
ASSISTANT COACH


Rick came to Wisconsin with Steve Yoder after serving as an assistant coach at Ball State and spending nine years as a high school head coach. Rick tutors the Badgers' inside players and scouts Wisconsin's opponents along with his recruiting responsibilities.

The eldest son of former Indiana governor Dr. Otis R. Bowen, Rick coached three Indiana high schools: East Central in Brookville (1977-81); Northwood in Napanee (1971-75); and Pierceton (1970-71).

Rick's 1970-71 Pierceton squad posted a 16-5 record, and his 1971-72 Northwood team earned the Northern Lakes Conference championship.

A 1966 graduate of Indiana University, Rick completed his master's degree at St. Francis College in Fort Wayne, Indiana in 1972. He served with the United States Army in Vietnam as a combat medic and earned a bronze star.

Rick and his wife Sandra have two sons, Matthew, 13, and Michael, 10.




BRAD McNULTY
ASSISTANT COACH

Brad came to Wisconsin from Ball State University where he served as an assistant to Coach Steve Yoder for five years. The Kokomo, Indiana native is responsible for coaching the Badger perimeter shooters and coordinating Wisconsin's recruiting.

Brad joined the Ball State staff in 1976 after graduating from Purdue. After spending one year as a graduate assistant, Brad was named full-time assistant coach in 1977 upon the promotion of Steve Yoder to the head coaching position.

Brad is the son of Carl McNulty, one of Indiana's most successful high school coaches. The elder McNulty has been a head coach in the Hoosier state for 27 years, the last 13 in Kokomo, and ranks among the top ten active coaches in Indiana in victories.

As a prep star Brad garnered second-team all-state honors and was a three-time North Central Conference selection. He opted for Purdue on a basketball scholarship, but injured his knee and served four years as a Boilermaker student assistant coach.



RAY McCALLUM
ASSISTANT COACH

Ray McCallum enters his first year as an assistant coach for the Badgers, after serving as the graduate assistant at Ball State last season. Ray replaces Bo Ryan, who left to become the new head coach at UW-Platteville. Ray will be a floor coach, giving special attention to the backcourt players.


Ray owns the all-time scoring record at Ball State, where he played for four years, three of those years under the direction of Steve Yoder. Scoring in double figures 106 times of the 115 games he played in, Ray was a first-team all-Mid-American selection three times and was named the Most Valuable Player of the conference his senior year. Also as a senior, the 5-foot-9 guard was awarded the 1983 Francis Pomeroy Naismith Basketball Hall of Fame Award for the nation's outstanding collegiate basketball player under six feet tall.

In addition to serving as a graduate assistant at Ball State, Ray played professional basketball in the CBA and in Europe, and helped coach at basketball camps after graduating from Ball State in 1983.

Ray, a native of Muncie, Indiana, is single.



JIM BOSANNY



MARK ZWART

JIM BOSANNY ATHLETIC TRAINER

Jim Bosanny starts his seventh season as the head basketball trainer for the University of Wisconsin. Jim has been with the Wisconsin training staff for ten years, the first four as a student trainer.

The Monroe, Wisconsin native is a 1977 graduate of Wisconsin with a degree in physical education. He is certified by the National Athletic Trainers Association (NATA).

In addition to his duties as the trainer, he is the coordinator for all the player meals, both at home and on the road.

Jim and his wife Vicki are the parents of a son, Matthew, 4.

Assisting Jim is student trainer John Molitor.

MARK ZWART GRADUATE ASSISTANT

Former Illinois State University and Monona Grove High School standout, Mark Zwart, serves as a graduate assistant for the 1984-85 season. Mark will concentrate his efforts on the inside players.

Mark graduated from ISU in 1984 after earning four letters and starting 2½ years for the Redbird basketball squad. Illinois State won the Missouri Valley Conference tournament his junior year and won the conference title his senior year, both feats which earned the Redbirds a spot in the NCAA tournament. Mark contributed greatly to the team both years, and was awarded the team defensive player award his senior year.

As a prep, Mark earned second team all-state honors while playing for the Silver Eagles of Monona Grove.

Mark is working towards a degree in Mass Communication, and is currently a graduate student in Tele-Communications.

STUDENT MANAGERS



Front Row (left to right): Andy Rabas, Rick Olson Back Row (left to right): Brian Vivona, Mike McClintock, Jeff Hanson, Tim Seifriz

BRIAN VIVONA

Brian starts his fourth year with the Badgers, this year as the senior manager. He is a native of Chicago, IL and lettered four years as a statistician for the basketball team at St. Patrick High School. He is majoring in Secondary Education and would like to teach Biology and coach basketball.

TIM SEIFRIZ

Tim is in his third year with the Badgers. He graduated from Madison La Follette High School in 1982. He lettered in baseball and worked with the school's 1982 state championship basketball team. He is enrolled in Pre-Business and wants to pursue a career in Sports Administration.

JEFFREY HANSEN

Jeff enters his second year with Wisconsin as a manager. He is a 1983 graduate of Janesville Craig High School where he won letters in soccer and baseball in both his junior and senior years. He had a 5-0

record for Craig's baseball team that won the state title in 1983.

RICK OLSON

Rick begins his second year with the Badgers. He is a 1983 graduate of Brookfield Central High School where he lettered his senior year in basketball and baseball. The basketball team posted a 16-1 record in winning the Braveland Conference title, and the baseball team, on which he played shortshop, was 14-5.

MIKE McCLINTOCK

Mike is a senior from Janesville and starts his first full year with the Badger managers. He is a Physical Education major and would like to go into coaching.

ANDY RABAS

Andy is a 1984 graduate of Janesville Craig and is a freshman this year at Wisconsin. He is currently enrolled in Pre-Business curriculum.

ATHLETIC DIRECTOR ELROY HIRSCH



ELROY HIRSCH

Elroy "Crazylegs" Hirsch is in his 16th year—longest tenure in the school's history—as Wisconsin's Director of Athletics and he's the guiding force behind one of the finest athletic programs for men and women in the United States today.

Wisconsin's men's and women's athletic programs have consistently ranked in the Big Ten's first division during his tenure over the past 15 years.

The Wausau native came back to Wisconsin — where he gained collegiate fame as a star sophomore running back in leading the Badgers to a No. 3 ranking during the 1942 football season — from the Los Angeles Rams on February 28, 1969.

His original appointment as athletic director — slated to end in 1979 — was first extended in 1974 by the school's athletic board through June 30, 1984, and again in April, 1979 through June 30, 1988 by Chancellor Irving Shain upon recommendation of the Athletic Board.

His career has been one of success.

Wisconsin fans, especially the older generation, remember him as a triple threat halfback on Harry Stuhldreher's 1942 football team that won eight games, lost only to Iowa, and tied Notre Dame.

Hirsch's play as a 19-year-old sophomore on Wisconsin's 1942 football team carried the Badgers to the brink of the national championship. The Wausau native rushed for 766 yards on 141 carries — his best was 174 yards on 22 attempts vs. Missouri — and his overall contribution added 226 yards passing, 390 yards on receptions and runbacks of punts, kickoffs, and interceptions plus nine touchdowns, five by rushing and four by passing.

He played at Michigan in 1943, as a Marine trainee, and he not only played football, but also basketball, track and baseball. He won his "M" in each sport, the only athlete ever to accomplish such a feat at Michigan.

He had a successful professional football career, first as a halfback with the Chicago Rockets of the post-war All-American Conference, and later with the Los Angeles Rams for nine seasons as one of the all-time great ends.

It was at Los Angeles that "Crazylegs" was to attain new heights in his career. The Rams, in transition to the modern passing game, often split him wide as a receiver and finally moved him permanently to end — establishing him as the first flanker.

Hirsch was one of the athletes — like Otto Graham and Sam Huff and Gino Marchetti — who brought special talents to the sport in the 1950's as it changed from two-way players to offensive and defensive specialists under free substitution.

In 1951, Hirsch displayed all his talents as he put together one of the finest seasons in National Football League history. He gained 1,495 yards on receptions, an all-time record approached only by Bobby Mitchell of the Washington Redskins (1,436 yards in 1963) and Hirsch had only twelve games to set the record, not 14 like Mitchell!

That same season Hirsch caught 17 touchdown passes to tie the league record set by Don Hutson of the Packers in 1942. He also caught

at least one touchdown pass through 11 consecutive games over the 1950 and 1951 seasons.


Elroy compiled a total of 343 passes caught for 6,299 yards and 53 touchdown catches during his career with the Rams before retiring from NFL play following the 1957 season.

He was a successful executive with the Rams, first as general manager of the team, and later assistant to the president of the team, a job he relinquished to accept the job as Wisconsin athletic director.

He's been named to the Wisconsin Athletic Hall of Fame (1965), to professional football's Hall of Fame in Canton, Ohio (1968), to the National Football Hall of Fame in New York (1974), and to the Madison Sports Hall of Fame (1977).

He's also a member of the all-time NFL All-Star team for his play as end and flanker during his nine year career with the Los Angeles Rams.

Elroy and his wife, Ruth, are the parents of son Win Stephen, Los Angeles, and daughter Patricia Caroline, a recent University of Wisconsin graduate.





1942 WISCONSIN STAR

PLAYER PROFILES



32 SCOTT ROTH



F 6-9 210 SR
Brecksville, OH

Scott started all 28 games for the Badgers last season . . . was 13th in scoring last year in the Big Ten with 378 points . . . scored a career high of 33 points in the Merrill Lynch Classic against Oklahoma State . . . performance of 53 points, 13 rebounds, and 9 assists in two games at the Merrill Lynch Classic earned him a spot on the all-tournament team . . . played in every game as a sophomore, while starting 12 . . . played in 25 games as a freshman and started 2 . . . averaged 13.5 points and 3 rebounds per game last year . . . has the mechanics needed to play big guard . . . good passer and outside shooter. **High School:** Honorable mention all-American choice his senior year, despite missing most of the season due to a broken foot . . . received all-city and all-Ohio honors as a senior . . . played on three conference championship teams . . . coached by Biff Lloyd. Enrolled in Letters and Science.

Favorites: Pro Athlete - Larry Bird. Pro Sports Team - baseball: Houston Astros, football: Cleveland Browns, basketball: Philadelphia 76ers. Movie - Caddyshack. TV Personality - Van Stoutt. Musical Group/Singer - Madonna. Food - Steak and seafood.

CAREER STATISTICS

YEAR	G-GS	FG	FGA	PCT	FT	FTA	PCT	REB	AVE	A	PF	PTS	AVE
1981-82	25-2	47	102	.461	10	18	.556	47	1.9	27	42	104	4.2
1982-83	28-21	59	156	.378	43	60	.717	94	3.4	67	64	161	5.8
1983-84	28-28	151	304	.497	76	96	.792	83	3.0	87	64	378	13.5
	81-51	257	562	.457	129	174	.741	224	2.8	181	170	643	7.9



BIG TEN STATISTICS

YEAR	G-GS	FG	FGA	PCT	FT	FTA	PCT	REB	AVE	A	PF	PTS	AVE
1981-82	16-2	28	67	.418	7	11	.636	30	1.9	12	24	63	3.9
1982-83	18-12	20	66	.303	21	34	.618	45	2.5	41	32	61	3.3
1983-84	18-18	84	179	.469	43	54	.796	50	2.8	56	44	211	11.7
	52-32	132	312	.423	71	99	.717	125	2.4	109	100	335	6.4

CAREER HIGHS

MOST POINTS: 33, vs Oklahoma State, Dec. 29, 1983
MOST REBOUNDS: 9, vs Northern Iowa, Dec. 1, 1982; vs. Oklahoma State, Dec. 29, 1983
MOST ASSISTS: 8, vs Northwestern, Feb. 26, 1984
MOST FIELD GOALS: 12, vs Oklahoma State, Dec. 29, 1983
MOST FREE THROWS: 9, vs Oklahoma State, Dec. 29, 1983

50 JOHN PLOSS



C 6-9 220 SR
Antioch, IL

John started 21 of the 26 games he appeared in last season . . . scored a career high 14 points against Marquette last February . . . named team's Most Improved Player last year . . . averaged 2.4 points and 2.4 rebounds per game his junior year . . . slowed in his sophomore season due to knee surgery performed the previous summer . . . added much needed size in the middle . . . very aggressive and strong player. **High School:** Earned honorable mention all-state status after leading Antioch High School to an undefeated record in conference play and to the state tournament his senior year . . . averaged 27 points per game . . . selected team's most valuable . . . all-conference and all-county selection . . . coached by Roger Andrews. Majoring in Landscape Architecture.

Favorites: Pro Athlete - Ryne Sandberg. Pro Sports Team - baseball: Chicago Cubs, football: Washington Redskins, basketball: Philadelphia 76ers. Movie - Four Friends. TV Personality - Benny Hill. Musical Group/Singer - Neil Young. Food - Hamburgers.

CAREER STATISTICS

YEAR	G-GS	FG	FGA	PCT	FT	FTA	PCT	REB	AVE	A	PF	PTS	AVE
1981-82	25-2	24	60	.400	12	14	.857	49	1.9	6	55	60	2.4
1982-83	23-10	12	29	.414	6	7	.857	29	1.3	11	44	30	1.3
1983-84	26-21	24	64	.375	16	19	.842	63	2.4	32	81	64	2.4
	74-33	60	153	.392	34	40	.850	141	1.9	49	180	154	2.1


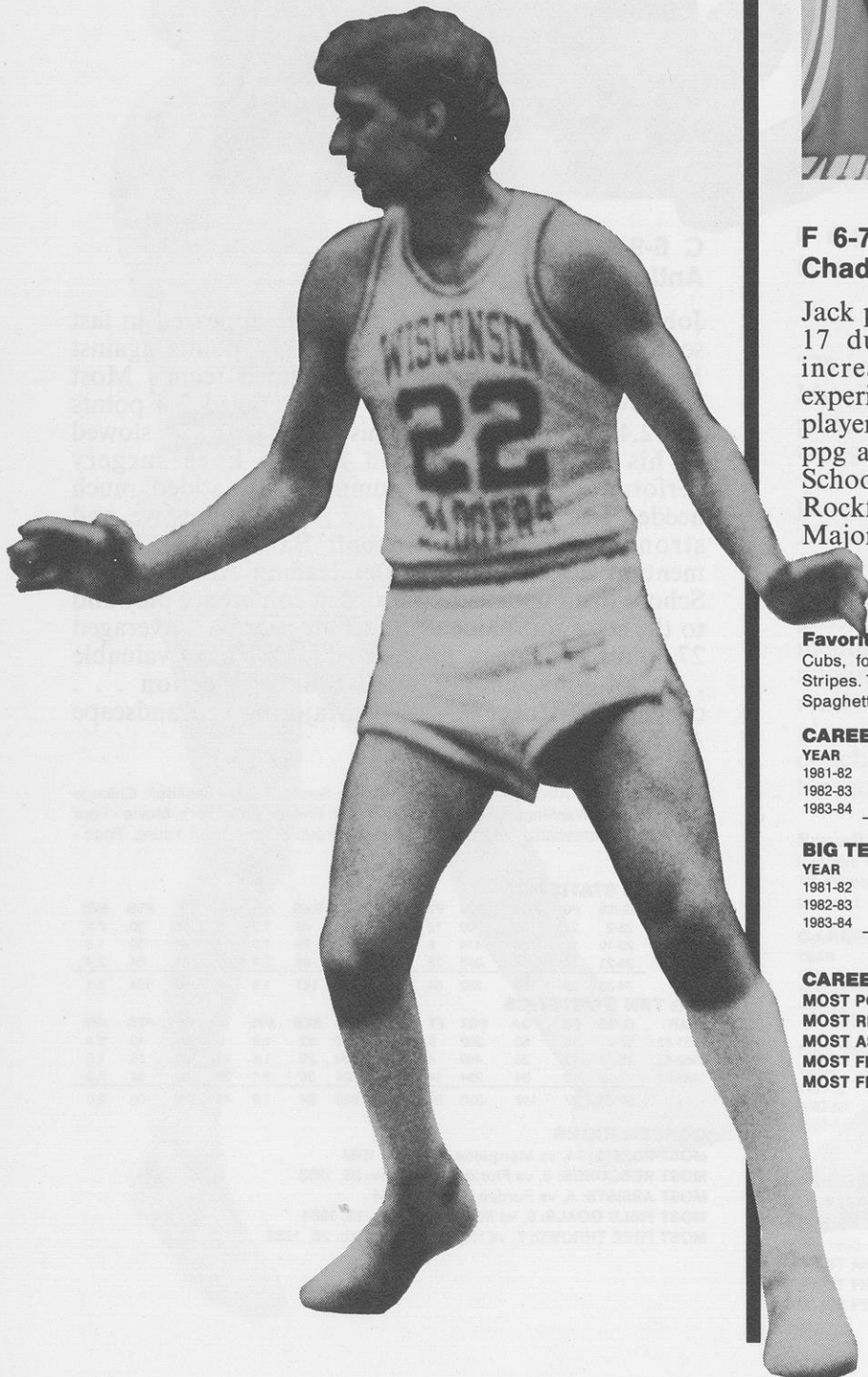
BIG TEN STATISTICS

YEAR	G-GS	FG	FGA	PCT	FT	FTA	PCT	REB	AVE	A	PF	PTS	AVE
1981-82	17-2	16	53	.302	8	10	.800	32	1.9	6	37	40	2.4
1982-83	16-10	11	25	.440	4	4	1.000	26	1.6	11	40	26	1.6
1983-84	17-15	10	34	.294	14	17	.824	36	2.1	26	59	34	2.0
	50-27	37	112	.330	26	31	.839	94	1.9	43	136	100	2.0

CAREER HIGHS

- MOST POINTS:** 14, vs Marquette, Feb. 16, 1984
- MOST REBOUNDS:** 8, vs Florida A&M, Nov. 26, 1983
- MOST ASSISTS:** 5, vs Purdue, Mar. 6, 1984
- MOST FIELD GOALS:** 6, vs Marquette, Feb. 16, 1984
- MOST FREE THROWS:** 7, vs Northwestern, Feb. 26, 1984

22 JACK HIPPEN



**F 6-7 205 SR
Chadwick, IL**

Jack played in 12 games last year, 13 in 1982-83, and 17 during his freshman season . . . should see increased playing time in '84-85 . . . will add experience to a fairly young club . . . very scrappy player . . . good hustler. **High School:** Averaged 26.3 ppg and 13.4 rpg his senior year at Chadwick High School . . . named Player of the Year in the Freeport-Rockford area in 1981 . . . coached by Jack Fritz. Majoring in Agricultural Business Management.

Favorites: Pro Athlete - Ryne Sandberg. Pro Sports Team - baseball: Chicago Cubs, football: Washington Redskins, basketball: Philadelphia 76ers. Movie - Stripes. TV Personality - David Letterman. Musical Group/Singer - Scandal. Food - Spaghetti.

CAREER STATISTICS

YEAR	G-GS	FG	FGA	PCT	FT	FTA	PCT	REB	AVE	A	PF	PTS	AVE
1981-82	17-0	9	28	.321	5	9	.556	16	0.9	4	15	23	1.4
1982-83	13-0	3	12	.250	2	2	1.000	8	0.6	3	9	8	0.6
1983-84	12-0	2	11	.182	4	6	.667	11	0.9	8	9	8	0.7
	42-0	14	51	.275	11	17	.647	35	0.8	15	33	39	0.9



BIG TEN STATISTICS

YEAR	G-GS	FG	FGA	PCT	FT	FTA	PCT	REB	AVE	A	PF	PTS	AVE
1981-82	10-0	3	11	.273	1	2	.500	7	0.7	3	7	7	0.7
1982-83	7-0	2	9	.222	2	2	1.000	4	0.6	3	6	6	0.8
1983-84	4-0	0	4	.000	0	0	.000	1	0.3	0	0	0	0.0
	21-0	5	24	.208	3	4	.750	12	0.6	6	13	13	0.6

CAREER HIGHS

- MOST POINTS:** 6, vs Oregon, Dec. 26, 1981
- MOST REBOUNDS:** 5, vs Oregon, Dec. 2, 1981
- MOST ASSISTS:** 3, vs Indiana, Jan. 28, 1982; vs Northwestern, Jan. 20, 1983
- MOST FIELD GOALS:** 2, vs Marquette, Mar. 9, 1982
- MOST FREE THROWS:** 4, vs Oregon, Dec. 26, 1981

54 JAY LASZEWSKI



**F 6-8 190 JR
Stevens Point**

Jay appeared in 21 contests last season for the Cardinal and White . . . scored 2.4 points and had 1.7 rebounds per game last year . . . scored a career high of 9 points against Illinois last March . . . last year, as in his freshman year, Jay started 5 games for the Badgers . . . will be needed to add height to the Wisconsin line-up for the '84-85 season . . . has a good touch on his shot for a big man. **High School:** Earned a spot on the first team all-state squad after helping his Stevens Point team get to the finals of the state tournament . . . Jay's team was beaten in an exciting game by Badger teammate Rick Olson's LaFollette Lancers, 62-61 . . . averaged 18.3 ppg as a senior . . . was first in rebounding and second in scoring in the Wisconsin Class A tournament . . . coached by John Schell. Majoring in Agricultural Economics.

Favorites: Pro Athlete - John McEnroe. Pro Sports Team - baseball: Milwaukee Brewers, football: Green Bay Packers, basketball: Milwaukee Bucks. Movie - Star Wars. TV Personality - Rodney Dangerfield. Musical Group/Singer - Bruce Springsteen & The E Street Band. Food - Macaroni and Cheese.

CAREER STATISTICS

YEAR	G-GS	FG	FGA	PCT	FT	FTA	PCT	REB	AVE	A	PF	PTS	AVE
1982-83	24-5	19	39	.487	8	12	.667	23	1.0	9	33	46	1.9
1983-84	21-5	24	39	.615	3	4	.750	35	1.7	12	29	51	2.4
	45-10	43	78	.551	11	16	.688	58	1.3	21	62	97	2.2



BIG TEN STATISTICS

YEAR	G-GS	FG	FGA	PCT	FT	FTA	PCT	REB	AVE	A	PF	PTS	AVE
1982-83	15-2	11	27	.407	3	5	.600	10	0.7	5	22	25	1.7
1983-84	11-1	12	19	.632	1	2	.500	20	1.8	6	8	25	2.3
	26-3	23	46	.500	4	7	.571	30	1.2	11	30	50	1.9

CAREER HIGHS

- MOST POINTS:** 9, vs Illinois, Mar. 10, 1984
- MOST REBOUNDS:** 6, vs Purdue, Jan. 5, 1984
- MOST ASSISTS:** 4, vs Illinois, Mar. 10, 1984
- MOST FIELD GOALS:** 4, vs Illinois, Mar. 10, 1984
- MOST FREE THROWS:** 3, vs Central Michigan, Dec. 11, 1982

12 RICK OLSON



**G 6-1 165 JR
Madison (LaFollette)**

Rick has started every game in his career for the Badgers . . . was 11th in scoring last year in the Big Ten with 260 points, a 14.4 per game average . . . scored 39 points against Michigan last year to set his career high mark . . . shot .894 on the season and .923 in conference play from the line to lead the Big Ten . . . was 22-22 for free throws in the final three minutes of games last year . . . has not missed a free throw since Jan. 25 (a string of 12 games) . . . averaged 11 points per game as a freshman . . . **High School:** Named Wisconsin's prep Player of the Year in 1982 . . . led LaFollette High School to a state championship, highlighted by scoring 24 points in the fourth quarter of the title game . . . set the single-season scoring record for Madison with 694 points, an average of over 27 points per game . . . scored over 40 points twice, and over 30 points eleven times . . . holds 6 of 8 individual records for the WHSBCA Class A all-star game . . . coached by Pete Olson. Majoring in Agricultural Economics.

Favorites: Pro Athlete - Earvin Johnson. Pro Sports Team - baseball: Chicago Cubs, football: Dallas Cowboys, basketball: Los Angeles Lakers. Movie - 48 Hours. TV Personality - Johnny Carson. Musical Group/Singer - Bruce Springsteen & The E Street Band. Food - Hamburger and fries.

CAREER STATISTICS

YEAR	G-GS	FG	FGA	PCT	FT	FTA	PCT	REB	AVE	A	PF	PTS	AVE
1982-83	28-28	129*	326	.396	31	41	.756	41	1.5	83	63	307	11.0
1983-84	28-28	166	337	.493	59	66	.894	44	1.6	67	64	391	14.0
	56-56	295*	663	.445	90	107	.841	85	1.5	150	127	698	12.5

BIG TEN STATISTICS



YEAR	G-GS	FG	FGA	PCT	FT	FTA	PCT	REB	AVE	A	PF	PTS	AVE
1982-83	18-18	81**	193	.420	12	19	.632	27	1.5	51	39	188	10.4
1983-84	18-18	106	225	.469	48	52	.845	34	1.7	41	42	260	14.4
	36-36	187**	418	.447	60	71	.845	61	1.7	92	81	448	12.4

* includes 18 three-point goals
** includes 14 three-point goals

CAREER HIGHS

- MOST POINTS:** 39, vs Michigan, Jan. 12, 1984
- MOST REBOUNDS:** 4, vs Iowa, Jan. 21, 1984; vs Northwestern, Jan. 20, 1983
- MOST ASSISTS:** 9, vs Northwestern, Feb. 26, 1983; vs Michigan, Mar. 2, 1983
- MOST FIELD GOALS:** 14, vs Michigan, Jan. 12, 1984
- MOST FREE THROWS:** 11, vs Michigan, Jan. 12, 1984

44 GREGG STEINHAUS



F 6-8 185 JR
Portage

Gregg played in 25 games last season with one start . . . as a freshman, he started three games in 25 appearances . . . averaged 2.7 points and 1.2 rebounds per game last year . . . looked to to contribute more this coming season . . . had a career high 10 points versus Illinois last March . . . has an excellent outside shot, especially from the corners. **High School:** Was the major factor in Portage High School's Class B state championship title and 23-2 season mark . . . was the top scorer and rebounder in the Class B tournament . . . averaged 17.8 ppg and 10.6 rpg in his career at Portage . . . coached by Howard Ochs. Majoring in Meat and Animal Science.

Favorites: Pro Athlete - John Riggins. Pro Sports Team - baseball: Los Angeles Dodgers, football: Washington Redskins, basketball: Boston Celtics. Movie - One Flew Over the Cuckoo's Nest. TV Personality - Johnny Carson. Musical Group/Singer - Bruce Springsteen & The E Street Band. Food - Seafood.

CAREER STATISTICS

YEAR	G-GS	FG	FGA	PCT	FT	FTA	PCT	REB	AVE	A	PF	PTS	AVE
1982-83	25-3	20	53	.377	14	20	.700	46	1.8	7	34	54	2.2
1983-84	25-1	30	69	.435	7	11	.636	29	1.2	23	40	67	2.7
	50-4	50	122	.409	21	31	.677	75	1.5	30	74	121	2.4



BIG TEN STATISTICS

YEAR	G-GS	FG	FGA	PCT	FT	FTA	PCT	REB	AVE	A	PF	PTS	AVE
1982-83	16-2	12	38	.316	11	15	.733	34	2.1	3	23	35	2.2
1983-84	16-0	14	35	.400	3	5	.600	16	1.0	10	27	31	1.9
	32-2	26	73	.356	14	20	.700	50	1.6	13	50	66	2.1

CAREER HIGHS

- MOST POINTS:** 10, vs Illinois, Mar. 10, 1984
- MOST REBOUNDS:** 7, vs Indiana, Feb. 12, 1983
- MOST ASSISTS:** 4, vs Illinois, Mar. 10, 1984
- MOST FIELD GOALS:** 5, vs Illinois, Mar. 10, 1984
- MOST FREE THROWS:** 3, vs Northwestern, Jan. 20, 1984

10 MIKE HEINEMAN



G 6-3 185 SO
Connersville, IN

Mike proved to be an important part of the Badger squad last year as he played in all but one game, that being against Northwestern, which he missed due to injury . . . averaged 3.6 points and 2.4 rebounds a game in his first season . . . recipient of the Ed Schmitz Freshman Achievement Award for 1984 . . . shot 13-14 from the line in the last three minutes of Big Ten games . . . scored 10 points and grabbed 7 rebounds against Michigan to set career highs in both categories . . . shows great hustle and intensity on the court. **High School:** Started three years and led his team to the Indiana state basketball championship . . . averaged 15 ppg and 7 assists per game his senior year . . . twin brother Chris plays basketball at Davidson University . . . coached by Basil Mawby. Enrolled in Letters and Science.

Favorites: Pro Athlete - Michael Cooper. Pro Sports Team - baseball: Cincinnati Reds, football: Cincinnati Bengals, basketball: Los Angeles Lakers. Movie - First Blood. TV Personality - Dean Martin. Musical Group/Singer - S.O.S. Food - Goulash.

CAREER STATISTICS

YEAR	G-GS	FG	FGA	PCT	FT	FTA	PCT	REB	AVE	A	PF	PTS	AVE
1983-84	27-1	27	65	.415	42	56	.750	65	2.4	40	65	96	3.6



BIG TEN STATISTICS

YEAR	G-GS	FG	FGA	PCT	FT	FTA	PCT	REB	AVE	A	PF	PTS	AVE
1983-84	17-1	19	44	.432	23	29	.793	41	2.4	29	40	61	3.6

CAREER HIGHS

- MOST POINTS:** 10, vs Michigan, Mar. 1, 1984
- MOST REBOUNDS:** 7, vs Michigan, Mar. 1, 1984
- MOST ASSISTS:** 5, vs Illinois, Jan. 7, 1984
- MOST FIELD GOALS:** 4, vs Ohio State, Feb. 2, 1984
- MOST FREE THROWS:** 4, vs Florida A&M, Nov. 26, 1983; vs Northern Illinois, Dec. 7, 1983; vs Yale, Dec. 30, 1983; vs Michigan, Jan. 14, 1984; vs Michigan, Mar. 1, 1984

42 ROD RIPLEY



F 6-7 175 SO
Pulaski

Rod played in 9 games, including 5 appearances in the Big Ten, in his first year as a Badger . . . averaged 0.7 rebounds and 0.3 points a game last season . . . could prove to add to Wisconsin's depth in the future. **High School:** Rod earned first team all-state honors for his senior year performance in 1983 . . . averaged 24.9 points per game while shooting 55% from the field and 75% from the line . . . had 6 points and 5 rebounds in the WHSBCA all-star game . . . older brother Ron was an all-American center at UW-Green Bay . . . coached by Fred Kestly. Enrolled in Pre-Business.

Favorites: Pro Athlete - Robin Yount. Pro Sports Team - baseball: Milwaukee Brewers, football: Green Bay Packers, basketball: Milwaukee Bucks. Movie - Animal House. TV Personality - Johnny Carson. Musical Group/Singer - The Eagles. Food - Ice cream.

CAREER STATISTICS

YEAR	G-GS	FG	FGA	PCT	FT	FTA	PCT	REB	AVE	A	PF	PTS	AVE
1983-84	9-0	0	5	.000	3	5	.600	6	0.7	0	3	3	0.3

BIG TEN STATISTICS

YEAR	G-GS	FG	FGA	PCT	FT	FTA	PCT	REB	AVE	A	PF	PTS	AVE
1983-84	5-0	0	2	.000	0	0	.000	1	0.2	0	0	0	0.0

CAREER HIGHS

MOST POINTS: 2, vs Northern Iowa, Dec. 7, 1983



MOST REBOUNDS: 2, vs Florida A&M, Nov. 29, 1983; vs Northern Illinois, Dec. 7, 1983

MOST ASSISTS: none

MOST FIELD GOALS: none

MOST FREE THROWS: 2, vs Northern Iowa, Dec. 7, 1983

40 J.J. WEBER



F 6-7 215 SO
Wales (Kettle Moraine)

Jeffery John Weber played in 18 games, while seeing action in 11 Big Ten contests in his debut as a Badger . . . averaged 0.9 points and 1.0 rebounds per game last season . . . best performance was against Northern Iowa when he tallied 7 points and 5 rebounds . . . good shooter with excellent shot selection . . . could prove to play a key role for the Wisconsin squad in his remaining three years of eligibility. **High School:** Named Player of the Year by the Milwaukee Sentinel, as well as gaining first team all-state honors from both AP and UPI . . . averaged 20.5 ppg and 13 rpg while shooting an outstanding 67% from the field . . . was a unanimous choice for the all-conference team three years in a row . . . played in the WHSBCA all-star game . . . coached by David Rupnow. Enrolled in Letters and Science.

Favorites: Pro Athlete - Larry Bird. Pro Sports Team - baseball: Chicago Cubs, football: Washington Redskins, basketball - Boston Celtics. Movie - First Blood. TV Personality - David Letterman. Musical Group/Singer - Genesis. Food - Pizza.

CAREER STATISTICS

YEAR	G-GS	FG	FGA	PCT	FT	FTA	PCT	REB	AVE	A	PF	PTS	AVE
1983-84	18-0	7	13	.538	2	5	.400	18	1.0	6	18	16	0.9


BIG TEN STATISTICS

YEAR	G-GS	FG	FGA	PCT	FT	FTA	PCT	REB	AVE	A	PF	PTS	AVE
1983-84	11-0	1	3	.333	0	0	.000	5	0.5	3	8	2	0.2

CAREER HIGHS

MOST POINTS: 7, vs Northern Illinois, Dec. 7, 1983
MOST REBOUNDS: 5, vs Northern Illinois, Dec. 7, 1983
MOST ASSISTS: 1, vs Florida A&M, Nov. 29, 1983; vs Northern Iowa, Dec. 1, 1983; vs Kansas State, Dec. 10, 1983; vs Iowa, Jan. 21, 1984; vs Northwestern, Feb. 26, 1984; vs Purdue, Mar. 6, 1984
MOST FIELD GOALS: 3, vs Northern Illinois, Dec. 7, 1983
MOST FREE THROWS: 1, vs Northern Iowa, Dec. 1, 1983; vs Northern Illinois, Dec. 7, 1983

BADGER FRESHMEN




41 ROBERT BARNES

F 6-8 225 FR
Racine, WI (Horlick)

Robert was the major force behind his Racine Horlick team gaining a state tournament berth as he averaged 23 ppg and 16 rpg . . . shot 52% from the field and was the Milwaukee Suburban Conference scoring champ, as well as gaining Player of the Year honors for that conference . . . was named the AP Player of the Year for the state of Wisconsin and Mr. Basketball by the WHSBCA . . . was nominated for all-American honors . . . scored 17 points and pulled down 7 rebounds in the 1984 WHSBCA all-star game . . . could be called upon to play a major role for the Badgers in 1984-85 due to the loss of Cory Blackwell to the pro draft . . . plays with great enthusiasm . . . high school coach was David Krause.

Favorites: Pro Athlete - Julius Erving. Pro Sports Team - baseball: Chicago Cubs, football: Miami Dolphins, basketball: Los Angeles Lakers. Movie - Scarface. Musical Group/Singer - Run DMC. Food - Steak.




14 DON HARRIS

G 5-10 165 FR
Indianapolis, IN (Broad Ripple)

Don was 3rd in the city in scoring with 20.6 ppg and 2nd in assists with an average of 8.0 per game . . . he shot over 52% from the field and 80% from the line his senior year . . . named to the all-city, sectional, region, and semi-state teams while at Broad Ripple High School . . . was named to Street and Smith's pre-season prep all-American team with honorable mention for the 1983-84 season . . . Don, along with his friend and new teammate, Shelton Smith, could be a terrific backcourt combination for Wisconsin in the years to come . . . is exceptionally quick . . . high school coach was Bill Smith.

Favorites: Pro Athlete - Earvin Johnson. Pro Sports Team - baseball: San Diego Padres, football: Los Angeles Rams, basketball: Los Angeles Lakers. Movie - 48 Hours. TV Personality - Johnny Carson. Musical Group/Singer - SOS Band. Food - Steak.



24 SHELTON SMITH

G 6-0 170 FR
Indianapolis, IN (Cathedral)

Shelton was a four-year starter at Cathedral High School, whose basketball teams went 47-6 during his years of play there . . . was given honorable mention praise on Street and Smith's pre-season all-American team . . . was tabbed as one of America's best high school basketball players for the 1983-84 season by the Sporting News . . . named to the Indiana all-state team by Hoosier Basketball Magazine . . . averaged 14.5 points and 5 assists per game as a senior . . . his Cathedral team made it to the final four his junior year . . . as a junior, was named to the all-sectional team, the all-city team, and the all-state team for juniors . . . received all-sectional, all-region, and all-semi-state honors his sophomore year . . . named to the all-sectional squad as a freshman . . . could see a lot of action late in the game due to his great quickness and ball-handling ability . . . high school coach was Tom O'Brien.

Favorites: Pro Athlete - Isiah Thomas. Pro Sports Team - baseball: Chicago Cubs, football: Los Angeles Raiders, basketball: Philadelphia 76ers. Movie - 48 Hours. TV Personality - Eddie Murphy. Musical Group/Singer - Prince. Food - Steak and shrimp.

1984-85 WISCONSIN BASKETBALL ROSTER

NO.	NAME	POS.	HGT.	WGT.	AGE	YEAR	HOMETOWN (HIGH SCHOOL - COACH)
41	Barnes, Robert	F	6-8	225	18	Fr	Racine (Horlick - David Krause)
14	Harris, Don	G	5-10	165	18	Fr	Indianapolis, IN (Broad Ripple - Bill Smith)
10	*Heineman, Mike	G	6-3	185	19	So	Connersville, IN (Basil Mawby)
22	***Hippen, Jack	F	6-7	205	21	Sr	Chadwick, IL (Jack Fritz)
54	**Laszewski, Jay	F	6-8	190	20	Jr	Stevens Point (John Schell)
12	**Olson, Rick	G	6-1	165	20	Jr	Madison (LaFollette - Pete Olson)
50	***Ploss, John	C	6-9	220	21	Sr	Antioch, IL (Roger Andrews)
42	*Ripley, Rod	F	6-7	175	19	So	Pulaski (Fred Kestly)
32	***Roth, Scott	F	6-9	200	21	Sr	Brecksville, OH (Biff Lloyd)
24	Smith, Shelton	G	6-0	170	18	Fr	Indianapolis, IN (Cathedral - Tom O'Brien)
44	**Steinhaus, Gregg	F	6-8	185	20	Jr	Portage (Howard Ochs)
40	*Weber, J.J.	F	6-7	215	19	So	Wales (Kettle Moraine - Dave Rupnow)

* Denotes Letterman

Head Coach: Steve Yoder (Illinois Wesleyan 1962; 3rd year at Wisconsin; 77-62 in five years at Ball State; 1980-81 Mid-American Conference Co-Champion and NCAA tournament entry; 1981-82 Mid-American Conference Champions; Mid-American Conference Coach of the Year both 1980-81 and 1981-82 seasons; 16-40 in two seasons at Wisconsin).

Assistant Coaches: Rick Bowen (Indiana 1966); Brad McNulty (Purdue 1976); Ray McCallum (Ball State 1983).

NUMERICAL ROSTER

NO.	NAME	POS.	HGT.	WGT.	AGE	YEAR	HOMETOWN (HIGH SCHOOL - COACH)
10	*Heineman, Mike	G	6-3	185	19	So	Connersville, IN (Basil Mawby)
12	**Olson, Rick	G	6-1	165	20	Jr	Madison (LaFollette - Pete Olson)
14	Harris, Don	G	5-10	165	18	Fr	Indianapolis, IN (Broad Ripple - Bill Smith)
22	***Hippen, Jack	F	6-7	205	21	Sr	Chadwick, IL (Jack Fritz)
24	Smith, Shelton	G	6-0	170	18	Fr	Indianapolis, IN (Cathedral - Tom O'Brien)
32	***Roth, Scott	F	6-9	200	21	Sr	Brecksville, OH (Biff Lloyd)
40	*Weber, J.J.	F	6-7	215	19	So	Wales (Kettle Moraine - Dave Rupnow)
41	Barnes, Robert	F	6-8	225	18	Fr	Racine (Horlick - David Krause)
42	*Ripley, Rod	F	6-7	175	19	So	Pulaski (Fred Kestly)
44	**Steinhaus, Gregg	F	6-8	185	20	Jr	Portage (Howard Ochs)
50	***Ploss, John	C	6-9	220	21	Sr	Antioch, IL (Roger Andrews)
54	**Laszewski, Jay	F	6-8	190	20	Jr	Stevens Point (John Schell)

* Denotes Letterman

EUROPEAN SUMMER TRIP STATISTICS 1984

NAME	FG-FGA	PCT	FT-FTA	PCT	REB	PF	PTS	HIGH	
								PTS	REB
Rick Olson.....	69-108	639	5-8	625	11	20	143	30	4
Scott Roth.....	38-77	494	14-19	737	22	13	90	23	7
Greg Steinhaus.....	29-54	537	2-3	667	35	21*	60	17	10
J.J. Weber.....	20-30	667	4-5	800	35	13	44	12	14
Jay Laszewski.....	19-31	613	2-5	400	23	13	40	14	7
Mike Heineman.....	13-23	565	12-12	1000	43	15*	38	12	12
John Ploss.....	16-31	516	3-6	500	25	11	35	11	8
Jack Hippen.....	9-18	500	11-11	1000	15	5	29	12	5
Scott Plondke.....	8-16	500	2-2	1000	12	7	18	16	7
Rod Ripley.....	3-15	200	0-0	000	16	5	6	4	7
BADGERS.....	224-403	556	55-71	775	237	124-2*	503	105	46
Opponents.....	180		92-126	730		106-3*	452	100	
BADGERS.....	137-253	542	36-45	800	164	84-1*	310	96	46
Hungarian Nationals.....	115		66-89	742		72-3*	296	100	

* Game disqualification (fouled out).

Assists (5 games)—Roth 17, Heineman 15, Steinhaus 6, Olson 5, Weber 4, Ploss 4, Laszewski 3, Hippen 2.

Blocked Shots (5 games)—Weber 8, Ploss 3, Laszewski 3.

RESULTS—Wisconsin won 4, lost 2.

DATE	RESULT	PLAYED AT:	SCORING LEADERS
August 7	Wisconsin 105, Ganz-Mavag 69	Budapest, Hungary	Olson 30, Roth 23
August 9	Wisconsin 63, Hungary 56	Szekesfehervar, Hungary	Olson 20, Roth 15
August 11	Hungary 69, Wisconsin 65	Siofok, Hungary	Olson 27, Weber 12
August 13	Wisconsin 86, Hungary 71	Sopron, Hungary	Olson 20, Roth 20
August 14	Hungary 100, Wisconsin 96 (OT)	Szazhalombatta, Hungary	Olson 25, Roth 20
August 17	Wisconsin 88, Landis & GYR 87	Vienna, Austria	Olson 21, Steinhaus 17

Rebound leaders by game—vs. Ganz-Mavag: Roth, Weber, Plondke, Ripley 7
 vs. Hungary: Ploss 8, Roth 7
 vs. Hungary: Weber 14, Steinhaus 9

vs. Hungary: Heineman 12, Ploss 5
 vs. Hungary: Steinhaus 10, Heineman 9
 vs. Landis & GYR: Heineman 5, Ploss 5.



BADGERS TAKE TIME TO RELAX ON THEIR VISIT TO HUNGARY AND AUSTRIA LAST AUGUST. THIS TEAM PICTURE WAS TAKEN IN FRONT OF AN OLD CASTLE IN SHEKESVEHRWAR, HUNGARY.

1983-84 WISCONSIN BASKETBALL STATISTICS

NAME OF PLAYER	G-GS	FG-FGA	PCT	FT-FTA	PCT	REB	AVE	PF-D*	PTS	AVE	A	TO	B	S	MP	HIGH	
																PTS	REB
Cory Blackwell.....	28-27	201-439	458	127-181	702	243	8.7	65-1	529	18.9	50	89	8	34	1044½	28	15
Big Ten.....	18-18	134-280	479	80-117	684	160	8.9	46-1	348	19.3	28	62	7	24	692½	28	14
Rick Olson.....	28-28	166-337	493	59-66	894	44	1.6	64-1	391	14.0	67	67	1	19	1029½	39	4
Big Ten.....	18-18	106-226	469	48-52	923	34	1.9	42-1	260	14.4	41	41	0	13	663	39	4
Scott Roth.....	28-28	151-304	497	76-96	792	83	3.0	64-3	378	13.5	87	58	0	43	973	33	9
Big Ten.....	18-18	84-179	469	43-54	796	50	2.8	44-3	211	11.7	56	39	0	29	624	22	6
David Miller.....	27-27	98-211	465	67-83	807	110	4.1	62-0	263	9.7	64	56	11	17	910½	23	10
Big Ten.....	17-17	58-132	440	37-48	711	65	3.8	39-0	153	9.0	25	38	5	11	553½	18	10
Mike Heineman.....	27-1	27-65	415	42-56	750	65	2.4	65-3	96	3.6	40	33	1	21	521½	10	7
Big Ten.....	17-1	19-44	432	23-29	793	41	2.4	40-2	61	3.6	29	16	1	9	353½	10	7
Gregg Steinhaus.....	25-1	30-69	435	7-11	636	29	1.2	40-2	67	2.7	23	16	0	6	270½	10	3
Big Ten.....	16-0	14-35	400	3-5	600	16	1.0	27-2	31	1.9	10	10	0	2	165½	10	3
John Ploss.....	26-21	24-64	375	16-19	842	63	2.4	81-4	64	2.4	32	25	5	2	358½	14	8
Big Ten.....	17-15	10-34	294	14-17	824	36	2.1	59-3	34	2.0	26	19	3	2	266½	9	5
Jay Laszewski.....	21-5	24-39	615	3-4	750	35	1.7	29-0	51	2.4	12	15	4	3	205	9	6
Big Ten.....	11-1	12-19	632	1-2	500	20	1.8	8-0	25	2.3	6	5	2	0	90	9	6
Scott Plondke.....	18-2	13-32	406	7-13	538	20	1.1	29-1	33	1.8	16	13	9	1	224	9	3
Big Ten.....	14-2	10-23	435	4-7	571	13	0.9	26-1	24	1.7	14	8	5	1	189	6	3
J.J. Weber.....	18-0	7-13	538	2-5	400	18	1.0	18-1	16	0.9	6	5	5	0	86½	7	5
Big Ten.....	11-0	1-3	333	0-0	000	5	0.5	8-0	2	0.2	3	2	2	0	39½	2	2
Jack Hippen.....	12-0	2-11	182	4-6	667	11	0.9	9-0	8	0.7	6	2	0	0	52	2	6
Big Ten.....	4-0	0-4	000	0-0	000	1	0.3	0-0	0	0.0	0	0	0	0	5	0	0
Rod Ripley.....	9-0	0-5	000	3-5	600	6	0.7	3-0	3	0.3	0	2	2	0	23½	2	2
Big Ten.....	5-0	0-2	000	0-0	000	1	0.2	0-0	0	0.0	0	0	0	0	5	0	1
BADGERS.....	28-140	743-1579	471	413-545	758	833	29.8	528-16	1899	66.0	403	379	45	146	5700	100	49
Big Ten.....	18-90	448-981	457	253-331	764	498	27.7	339-13	1149	63.8	238	238	24	91	3650	81	35
OPPONENTS.....	28-140	791-1447	547	417-590	707	855	30.5	538-16	1999	71.4	459	433	77	178	5700	89	39
Big Ten.....	18-90	500-900	556	288-386	746	540	30.0	326-9	1288	71.6	296	254	64	112	3650	85	39

28 games (8-20; 6-7 home; 1-12 road; 1-1 neutral)

Note—Rebound totals include team rebounds—Wisconsin 104, Opponents 101.

BADGERS GAME-BY-GAME IN 1983-84

GAME-BY-GAME	WISCONSIN		OPPONENT		CROWD	TOP SCORER	TOP REBOUNDER	
	FG%	FT%	FG%	FT%				
100 Florida A&M.....	56	527	733	355	522	5,881	Miller 23	Blackwell 10
59 at Northern Iowa.....	60	423	536	442	609	5,517	Blackwell 18	Blackwell, Miller 5
78 Southern Illinois.....	72	471	1000	565	333	5,890	Blackwell, Roth 18	Blackwell 10
69 Nebraska (2 OT).....	71	500	789	638	652	5,371	Roth 26	Miller, Roth 5
90 Northern Illinois.....	68	548	759	569	500	5,088	Blackwell 18	Blackwell 9
64 at Kansas State.....	71	473	800	584	739	7,700	Blackwell 24	Blackwell 9
60 at Toledo.....	73	375	857	604	563	8,378	Blackwell, Miller 14	Blackwell 8
84 Oklahoma St (ML).....	89	493	636	615	893	10,058	Roth 33	Roth 9
87 Yale (ML).....	77	571	793	508	481	10,227	Olson 23	Blackwell 15
65 at Purdue.....	84	426	731	586	696	10,649	Roth 18	Laszewski 6
62 Illinois (OT).....	63	529	667	464	550	7,569	Roth 22	Blackwell 8
81 Michigan State.....	74	623	600	483	667	7,290	Olson 29	Blackwell 9
71 Michigan.....	64	469	862	472	700	8,646	Olson 39	Blackwell 10
61 at Northwestern (OT).....	60	458	583	553	421	7,182	Olson 20	Blackwell 14
62 at Iowa.....	75	390	696	600	750	15,450	Blackwell 26	Miller 9
62 at Minnesota.....	75	393	737	389	767	14,502	Blackwell 27	Blackwell 13
74 Ohio State.....	85	516	833	630	810	8,810	Blackwell, Roth 20	Blackwell 6
67 Indiana.....	81	472	789	604	920	10,728	Olson 28	Blackwell 5
64 at Indiana.....	74	408	774	600	714	16,386	Blackwell 22	Blackwell 13
65 at Ohio State.....	71	481	867	660	750	13,335	Roth 17	Roth 6
67 Minnesota.....	68	500	810	605	800	6,081	Blackwell 22	Blackwell 8
59 at Marquette.....	74	460	818	500	1000	11,052	Blackwell 17	Blackwell, Miller 6
55 Iowa.....	63	410	833	600	714	11,019	Blackwell 23	Blackwell 10
54 Northwestern.....	47	413	762	404	750	8,338	Blackwell 19	Blackwell 11
75 at Michigan.....	84	538	863	603	869	13,109	Blackwell 28	Heineman 7
59 at Michigan State.....	78	431	750	633	842	10,004	Roth 18	Blackwell 11
48 Purdue.....	61	395	824	629	850	7,569	Blackwell 18	Blackwell 11
57 at Illinois.....	81	385	778	556	846	16,116	Blackwell 16	Blackwell 10

(ML) Merrill Lynch Classic, Dayton, Ohio

1983-84 BIG TEN BASKETBALL STANDINGS

FINAL STANDINGS

	Big Ten Games			All Games			PTS	AVG	HI	OPP PTS	OPP AVG	OPP LOW
	W	L	PCT	W	L	PCT						
1. Illinois	15	3	.833	26	5	.839	2105	67.9	99	1737	56.0	40
Purdue	15	3	.833	22	7	.759	1955	67.4	106	1827	63.0	46
3. Indiana	13	5	.722	22	9	.710	2018	65.1	86	1833	59.1	43
4. Michigan	10	8	.556	23	10	.697	2261	68.5	96	2054	62.2	39
5. Michigan State	8	10	.444	15	13	.536	1876	67.0	99	1842	65.6	45
Ohio State	8	10	.444	15	14	.517	1962	67.7	94	1925	66.4	51
7. Minnesota	6	12	.333	15	13	.536	1791	64.0	96	1782	63.6	49
Iowa	6	12	.333	13	15	.464	1648	58.9	86	1605	57.3	39
9. Northwestern	5	13	.278	12	16	.429	1517	54.2	76	1589	56.8	34
10. Wisconsin	4	14	.222	8	20	.286	1899	67.8	100	1999	71.4	47

FIELD GOAL PERCENTAGE*

	FG	FGA	FG%
1. Indiana	434	819	.530
2. Purdue	439	864	.508
3. Minnesota	449	910	.504
4. Ohio State	452	898	.503
5. Illinois	476	957	.497
6. Michigan	435	918	.474
7. Michigan State	465	991	.469
8. Iowa	389	837	.465
9. Wisconsin	448	981	.457
10. Northwestern	392	860	.456

SCORING OFFENSE*

	G	PTS	AVG	HI
1. Illinois	18	1196	66.4	81
2. Ohio State	18	1173	65.2	86
3. Purdue	18	1170	65.0	85
4. Michigan State	18	1152	64.0	83
5. Indiana	18	1149	63.8	81
Wisconsin	18	1149	63.8	81
7. Michigan	18	1112	61.8	84
8. Minnesota	18	1101	61.2	83
9. Iowa	18	988	54.9	75
10. Northwestern	18	959	53.3	76

OPPONENTS' FG PERCENTAGE*

	FG	FGA	FG%
1. Illinois	402	903	.445
2. Indiana	418	923	.453
3. Michigan	398	853	.467
4. Purdue	427	906	.471
5. Michigan State	448	936	.478
6. Iowa	417	859	.485
7. Northwestern	423	857	.494
8. Minnesota	467	935	.499
9. Ohio State	489	963	.508
10. Wisconsin	500	900	.556

SCORING DEFENSE*

	G	PTS	AVG	LOW
1. Illinois	18	988	54.9	40
2. Iowa	18	1022	56.8	39
3. Indiana	18	1069	59.4	44
4. Purdue	18	1076	59.8	46
5. Northwestern	18	1081	60.1	42
6. Michigan	18	1097	60.9	46
7. Minnesota	18	1153	64.0	53
8. Ohio State	18	1186	65.9	51
9. Michigan State	18	1189	66.0	44
10. Wisconsin	18	1288	71.6	47

FREE THROW PERCENTAGE*

	FT	FTA	FT%
1. Ohio State	269	346	.777
2. Purdue	292	377	.774
3. Wisconsin	253	331	.764
4. Indiana	281	374	.751
5. Minnesota	183	252	.726
6. Michigan State	222	311	.713
7. Illinois	244	344	.709
8. Michigan	242	342	.708
9. Iowa	210	312	.673
10. Northwestern	175	290	.603

SCORING MARGIN*

	G	OA	DA	MGN
1. Illinois	18	66.4	54.9	+11.5
2. Purdue	18	65.0	59.8	+5.2
3. Indiana	18	63.8	59.4	+4.4
4. Michigan	18	61.8	60.9	+0.9
5. Ohio State	18	65.2	65.9	-0.7
6. Iowa	18	54.9	56.8	-1.9
7. Michigan State	18	64.0	66.0	-2.0
8. Minnesota	18	61.2	64.0	-2.8
9. Northwestern	18	53.3	60.1	-6.8
10. Wisconsin	18	63.8	71.6	-7.8

REBOUND MARGIN*

	OWN			OPP		
	NO	AVG	MGN	NO	AVG	MGN
1. Illinois	599	33.3	+7.9	457	25.4	+7.9
2. Michigan State	593	32.9	+2.8	543	30.1	+2.8
3. Iowa	552	30.7	+1.8	521	28.9	+1.8
4. Michigan	542	30.1	+0.9	528	29.2	+0.9
5. Minnesota	515	28.6	+0.7	503	27.9	+0.7
6. Purdue	491	27.3	-0.4	499	27.7	-0.4
7. Wisconsin	498	27.7	-2.3	540	30.0	-2.3
8. Indiana	474	26.3	-3.1	529	29.4	-3.1
9. Ohio State	463	25.7	-3.7	529	29.4	-3.7
10. Northwestern	476	26.4	-3.9	545	30.3	-3.9

* Big Ten Games Only

BIG TEN INDIVIDUAL BASKETBALL STATISTICS

	G	FG-FGA	FG%	FT-FTA	FT%	REB	PTS	PTS	PTS	HIGHS
						AVG	AVG	AVG	AVG	PTS/REB
1. CORY BLACKWELL, WISCONSIN	18	134-280	.479	80-117	.684	160	8.9	348	19.3	28/14
2. Tony Campbell, OHIO STATE	18	126-235	.536	79-97	.814	111	6.2	331	18.4	29/9
3. STEVE ALFORD, INDIANA#	18	114-188	.606	76-84	.905	49	2.7	304	16.9	30/7
4. Art Aaron, NORTHWESTERN	17	119-267	.446	48-71	.676	84	4.9	286	16.8	25/8
5. TOMMY DAVIS, MINNESOTA	18	131-237	.553	36-47	.766	57	3.2	298	16.6	33/7
6. Jim Rowinski, PURDUE	18	102-191	.534	67-85	.788	122	6.8	271	15.1	25/13
7. TROY TAYLOR, OHIO STATE	18	101-194	.521	67-85	.788	21	1.2	269	14.9	20/3
8. EFREM WINTERS, ILLINOIS*	18	104-210	.495	57-72	.792	109	6.1	265	14.7	26/14
9. GREG STOKES, IOWA	18	102-175	.583	56-88	.636	115	6.4	260	14.4	33/13
RICK OLSON, WISCONSIN*	18	106-226	.469	48-52	.923	34	1.9	260	14.4	39/4
11. BRUCE DOUGLAS, ILLINOIS*	18	97-203	.478	50-63	.794	84	4.7	244	13.6	28/8
12. SCOTT SKILES, MICHIGAN STATE*	18	90-206	.436	61-75	.813	42	2.3	241	13.3	25/5
SAM VINCENT, MICHIGAN STATE	13	67-142	.471	40-54	.740	27	2.1	174	13.3	18/5
14. STEVE REID, PURDUE	18	87-189	.460	56-68	.824	25	1.4	230	12.8	23/4
15. ROY TARPLEY, MICHIGAN*	18	96-177	.542	36-48	.750	143	7.9	228	12.7	24/13
ERIC TURNER, MICHIGAN	18	85-196	.434	58-72	.806	38	2.1	228	12.7	22/4
17. Steve Carfino, IOWA	18	89-194	.459	43-54	.796	46	2.6	221	12.3	21/5
18. SCOTT ROTH, WISCONSIN	18	84-179	.469	43-54	.796	50	2.8	211	11.7	22/6
19. Roland Brooks, MINNESOTA	18	88-165	.533	24-31	.774	63	3.5	200	11.1	19/7
20. ANDRE GOODE, NORTHWESTERN	18	95-196	.485	9-19	.474	94	5.2	199	11.1	17/9
21. Kevin Willis, MICHIGAN STATE	18	83-179	.463	26-39	.667	138	7.6	192	10.6	24/16
22. Jim Petersen, MINNESOTA	16	71-111	.640	26-34	.765	103	6.4	168	10.5	22/10
23. UWE BLAB, INDIANA	18	78-150	.520	32-50	.640	94	5.2	188	10.4	19/10
24. TIM McCORMICK, MICHIGAN	18	62-113	.549	63-94	.670	93	5.2	187	10.4	18/10
25. DOUG ALTENBERGER, ILLINOIS*	18	77-157	.490	32-47	.681	75	4.2	186	10.3	23/7
26. RON STOKES, OHIO STATE	18	64-152	.421	57-78	.731	51	2.8	185	10.3	17/6

RETURNEES IN ALL CAPS Eligibility key: **Seniors in bold**; No mark-juniors; *-sophomores; #-freshmen.

FIELD GOAL PERCENTAGE (Min. 4 FG/Game)

	G	FG	FGA	FG%
1. Jim Petersen, MINN	16	71	111	.640
2. STEVE ALFORD, IND#	18	114	188	.606
3. GREG STOKES, IOWA	18	102	175	.583
4. TOMMY DAVIS, MINN	18	131	237	.553
5. ROY TARPLEY, MICH*	18	96	177	.542
6. Tony Campbell, OSU	18	126	235	.536
7. Jim Rowinski, PUR	18	102	191	.534
8. Roland Brooks, MINN	18	88	165	.533
9. TROY TAYLOR, OSU	18	101	194	.521
10. UWE BLAB, IND	18	78	150	.520

FREE THROW PERCENTAGE (Min. 2.5 FT/G)

	G	FT	FTA	FT%
1. RICK OLSON, WIS*	18	48	52	.923
2. STEVE ALFORD, IND#	18	76	84	.905
3. STEVE REID, PUR	18	56	68	.824
4. Tony Campbell, OSU	18	79	97	.814
5. SCOTT SKILES, MSU*	18	61	75	.813
6. ERIC TURNER, MICH	18	58	72	.806
7. BRUCE DOUGLAS, ILL*	18	50	63	.794
8. EFREM WINTERS, ILL*	18	57	72	.792
9. TROY TAYLOR, OSU	18	67	85	.788
Jim Rowinski, PUR	18	67	85	.788
10. SAM VINCENT, MSU	13	40	54	.740

BLOCKED SHOTS

	G	NO	AVG	HI
1. UWE BLAB, IND	18	36	2.0	6
2. ROY TARPLEY, MICH*	18	33	1.8	6
GREG STOKES, IOWA	18	33	1.8	5
4. KEN JOHNSON, MSU	18	28	1.5	4
5. Jim Petersen, MINN	16	17	1.1	3

REBOUNDS

	G	NO	AVG	HI
1. Cory Blackwell, WIS	18	160	8.9	14
2. GEO. MONTGOMERY, ILL	18	146	8.1	13
3. ROY TARPLEY, MICH*	18	143	7.9	13
4. Kevin Willis, MSU	18	138	7.6	16
5. KEN JOHNSON, MSU	18	126	7.0	10
6. Jim Rowinski, PUR	18	122	6.8	13
7. GREG STOKES, IOWA	18	115	6.4	13
MICHAEL PAYNE, IOWA	18	115	6.4	13
Jim Petersen, MINN	16	103	6.4	10
10. Tony Campbell, OSU	18	111	6.2	9
11. EFREM WINTERS, ILL*	18	109	6.1	14

ASSISTS

	G	NO.	AVG	HI
1. BRUCE DOUGLAS, ILL*	18	100	5.6	10
2. STEVE REID, PUR	18	95	5.3	9
3. ERIC TURNER, MICH	18	91	5.0	10
4. SCOTT SKILES, MSU*	18	77	4.2	9
5. SHAWN WATTS, NU#	18	67	3.7	9
6. MARC WILSON, MINN*	18	62	3.4	8
7. TROY TAYLOR, OSU	18	59	3.3	6
8. Quinn Richardson, ILL	18	58	3.2	6
9. SCOTT ROTH, WIS	18	56	3.1	8
SAM VINCENT, MSU	13	41	3.1	8
11. RON STOKES, OSU	18	53	2.9	7
STEVE ALFORD, IND#	18	53	2.9	6

STEALS

	G	NO	AVG	HI
1. BRUCE DOUGLAS, ILL*	18	50	2.8	8
2. Steve Carfino, IOWA	18	41	2.3	5
3. Art Aaron, NU	17	34	2.0	4
4. SCOTT ROTH, WIS	18	29	1.6	7
MARC WILSON, MINN*	18	29	1.6	4
RON STOKES, OSU	18	29	1.6	6

1983-84 WISCONSIN GAME SUMMARIES

GAME 1: AT MADISON, NOV. 26, 1983

WISCONSIN (100)

	FG	FGA	FT	FTA	REB	TP
Blackwell.....	7	19	5	7	10	19
Roth.....	1	3	0	0	2	2
Ploss.....	3	6	0	0	8	6
Olson.....	11	15	0	0	0	23
Miller.....	8	12	7	9	8	22
Heineman.....	1	3	4	4	2	6
Plondke.....	3	6	3	6	3	9
Steinhaus.....	3	6	0	0	3	6
Laszewski.....	1	1	0	0	2	2
Hippen.....	0	1	2	2	0	2
Weber.....	1	1	0	0	3	2
Ripley.....	0	1	1	2	2	1
Totals	39	74	22	30	49	100

Florida A&M	24	32	=	56
Wisconsin	39	61	=	100

FLORIDA A&M (56)

	FG	FGA	FT	FTA	REB	TP
Broner.....	2	8	5	11	7	9
Ware.....	2	9	0	0	8	4
Toomer.....	2	6	4	4	6	8
Miller.....	1	3	0	0	1	2
Jones.....	8	13	0	0	4	16
Moore.....	0	1	0	0	3	0
Houston.....	1	2	0	0	0	2
Redd.....	4	12	3	8	1	11
Riggins.....	0	2	0	0	1	0
Sheffield.....	1	3	0	0	0	2
Harper.....	1	3	0	0	0	2
Cook.....	0	0	0	0	0	0
Totals	22	62	12	30	39	56

Attendance: 5,675

GAME 2: AT CEDAR FALLS, IA, DEC. 1, 1983

WISCONSIN (59)

	FG	FGA	FT	FTA	REB	TP
Blackwell.....	5	17	8	13	5	18
Roth.....	5	8	0	3	4	10
Ploss.....	0	2	0	0	4	0
Olson.....	4	8	0	0	1	8
Miller.....	4	7	4	4	5	12
Heineman.....	1	3	2	4	4	4
Hippen.....	1	1	0	1	3	2
Weber.....	0	1	1	2	1	1
Steinhaus.....	2	4	0	1	3	4
Plondke.....	0	1	0	0	1	0
Laszewski.....	0	0	0	0	0	0
Totals	22	52	15	28	36	59

Wisconsin	26	33	=	59
Northern Iowa	29	31	=	60

NORTHERN IOWA (60)

	FG	FGA	FT	FTA	REB	TP
Block.....	6	8	1	1	5	13
Stafford.....	4	11	0	0	13	8
King.....	3	8	4	10	3	10
Williams.....	2	3	0	0	0	4
Kraayenbrink.....	6	16	8	10	4	20
Hawthorne.....	0	1	0	0	0	0
Werner.....	1	1	0	0	1	2
Jackson.....	1	2	0	0	1	2
Pijanowski.....	0	2	1	2	4	1
Totals	23	52	14	23	34	60

Attendance: 5,517

GAME 3: AT MADISON, DEC. 3, 1983

WISCONSIN (78)

	FG	FGA	FT	FTA	REB	TP
Roth.....	7	15	4	4	2	18
Blackwell.....	8	19	2	2	10	18
Ploss.....	1	3	0	0	2	2
Olson.....	7	10	0	0	2	14
Miller.....	5	12	6	6	4	16
Hippen.....	0	3	0	0	6	0
Heineman.....	1	1	0	0	0	2
Steinhaus.....	2	4	0	0	0	4
Laszewski.....	2	3	0	0	1	4
Totals	33	70	12	12	32	78

Southern Illinois	36	36	=	72
Wisconsin	36	42	=	78

SOUTHERN ILLINOIS (72)

	FG	FGA	FT	FTA	REB	TP
Birch.....	3	6	0	0	3	6
Bibbons.....	9	15	2	2	7	20
Perry.....	11	13	0	4	11	22
Bufford.....	6	8	0	0	3	12
Campbell.....	4	15	0	0	2	8
Walker.....	2	4	0	0	5	4
Hubbard.....	0	1	0	0	0	0
Totals	35	62	2	6	34	72

Attendance: 5,890

GAME 4: AT MADISON, DEC. 5, 1983

WISCONSIN (69)

	FG	FGA	FT	FTA	REB	TP
Blackwell.....	4	11	5	6	4	13
Roth.....	11	17	4	4	5	26
Ploss.....	0	1	0	0	1	0
Olson.....	9	14	0	1	0	18
Miller.....	1	5	5	6	6	7
Steinhaus.....	1	1	0	0	2	2
Heineman.....	0	2	1	2	3	2
Laszewski.....	1	3	0	0	1	2
Hippen.....	0	0	0	0	0	0
Totals	27	54	15	19	22	69

Nebraska	29	32	6	4	=	71
Wisconsin	30	31	6	2	=	69

NEBRASKA (71)

	FG	FGA	FT	FTA	REB	TP
Cloudy.....	12	15	2	2	7	26
Matzke.....	1	3	4	6	3	6
Hoppen.....	8	12	3	4	4	20
Ponce.....	2	4	3	4	0	7
Williams.....	4	7	0	0	3	8
Smith.....	0	0	0	0	2	0
Moore, J.....	0	1	0	0	1	0
Carr.....	1	1	2	5	0	4
Moore, C.....	0	0	0	0	0	0
Totals	28	43	15	23	20	71

Attendance: 5,371

GAME 5: AT MADISON, DEC. 7, 1983

WISCONSIN (90)

	FG	FGA	FT	FTA	REB	TP
Blackwell.....	7	15	4	6	9	18
Roth.....	7	10	2	3	1	16
Laszewski.....	2	4	0	0	3	4
Olson.....	6	12	2	2	0	14
Miller.....	3	5	5	6	2	11

NORTHERN ILLINOIS (68)

	FG	FGA	FT	FTA	REB	TP
Dillon.....	13	17	2	3	8	28
Waller.....	4	6	0	0	1	8
Thomas.....	4	5	6	13	2	14
Armato.....	3	5	0	0	1	6
Williams.....	1	2	0	1	0	2

Ploss.....	4	4	0	0	1	8
Heineman.....	2	5	4	4	3	8
Steinhaus.....	0	2	0	0	0	0
Hippen.....	0	0	2	3	0	4
Weber.....	3	3	1	3	5	7
Ripley.....	0	2	2	2	2	2
Totals	34	62	22	29	26	90

Northern Illinois	26	42	=	68
Wisconsin	46	44	=	90

Adams.....	1	2	0	0	2	2
Douglas.....	1	5	0	0	0	2
Robinson.....	1	2	0	1	1	2
Harrington.....	1	4	0	0	2	2
Fisher.....	0	2	0	0	1	0
Smilanich.....	0	1	0	0	1	0
Maxwell.....	0	0	2	2	0	2
Totals	29	51	10	20	21	68

Attendance: 5,086

GAME 6: AT MANHATTAN, KS, DEC. 10, 1983

WISCONSIN (64)

	FG	FGA	FT	FTA	REB	TP
Blackwell.....	10	18	4	5	9	24
Roth.....	6	12	5	6	0	17
Laszewski.....	1	2	0	0	1	2
Olson.....	4	10	0	0	1	8
Miller.....	3	6	0	0	3	6
Ploss.....	0	3	0	0	1	0
Heineman.....	1	2	1	2	1	3
Steinhaus.....	1	2	2	2	0	4
Weber.....	0	0	0	0	0	0
Totals	26	55	12	15	20	64

Wisconsin	29	35	=	64
Kansas State	39	32	=	71

KANSAS STATE (71)

	FG	FGA	FT	FTA	REB	TP
Mitchell.....	6	9	0	0	4	12
Alfaro.....	7	12	2	2	7	16
Elder.....	6	7	4	4	6	16
Roder.....	0	0	5	6	4	5
Watson.....	6	11	3	6	3	15
Williams.....	1	2	0	1	4	2
Watkins.....	1	3	3	4	3	5
Cody.....	0	3	0	0	0	0
Totals	27	47	17	23	33	71

Attendance: 7,700

GAME 7: AT TOLEDO, OH, DEC. 20, 1983

WISCONSIN (60)

	FG	FGA	FT	FTA	REB	TP
Blackwell.....	6	18	2	2	8	14
Roth.....	6	11	2	2	3	14
Ploss.....	0	1	0	0	2	0
Miller.....	5	10	0	0	3	10
Olson.....	2	11	4	4	3	8
Steinhaus.....	2	7	2	2	3	6
Hippen.....	0	1	0	0	0	0
Heineman.....	1	2	2	4	5	4
Laszewski.....	1	1	0	0	0	2
Ripley.....	0	0	0	0	0	0
Weber.....	0	2	0	0	2	0
Totals	24	64	12	14	33	60

Wisconsin	24	36	=	60
Toledo	30	43	=	73

TOLEDO (73)

	FG	FGA	FT	FTA	REB	TP
Epperson.....	12	19	5	8	15	29
Burnham.....	1	2	1	2	1	3
Lange.....	5	8	0	0	5	10
Green.....	1	2	0	0	0	2
Reiser.....	8	9	3	4	1	19
Borchardt.....	1	1	0	0	0	2
Gast.....	4	7	0	0	2	8
Campbell.....	0	2	0	0	0	2
Northrup.....	0	0	0	0	0	0
Sonnenberg.....	0	0	0	0	0	0
Spears.....	0	2	0	0	1	0
Leighton.....	0	1	0	2	1	0
Totals	32	53	9	16	31	73

Attendance: 8,378

MERRILL LYNCH CLASSIC

GAME 8: AT DAYTON, OH, DEC. 29, 1983

WISCONSIN (84)

	FG	FGA	FT	FTA	REB	TP
Roth.....	12	24	9	10	9	

Hippen.....	1	1	0	0	1	2
Plondke.....	0	0	0	0	0	0
Totals	32	56	23	29	35	87

Jacob.....	1	3	0	2	1	2
Taylor.....	0	0	0	0	0	0
Wheeler.....	0	0	0	0	0	0
Totals	32	63	13	27	32	77

Wisconsin 44 43 = 87
Yale 29 48 = 77

Attendance: 10,227

GAME 10: AT WEST LAFAYETTE, IN, JAN. 5, 1984
WISCONSIN (65)

Blackwell.....	5	12	1	3	5	11
Roth.....	6	10	6	8	5	18
Laszewski.....	3	3	0	0	6	6
Miller.....	3	11	7	7	2	13
Olson.....	3	9	2	3	3	8
Steinhaus.....	0	3	1	2	2	1
Heineman.....	3	5	2	3	1	8
Weber.....	0	0	0	0	1	0
Plondke.....	0	1	0	0	0	0
Totals	23	54	19	26	28	65

PURDUE (84)

Bullock.....	7	10	0	1	6	14
Eifert.....	0	3	1	2	1	1
Rowinski.....	8	12	4	6	9	20
Hall.....	6	10	0	0	3	12
Reid.....	6	7	3	3	1	15
Atkinson.....	1	2	0	0	1	2
Clawson.....	2	5	4	4	0	8
Robinson.....	2	3	2	3	2	6
Gadis.....	2	4	0	0	3	4
McClendon.....	0	0	1	2	0	1
Gampfer.....	0	1	0	0	1	0
Fisher.....	0	1	1	2	0	1
Totals	34	58	16	23	30	84

Wisconsin 23 42 = 65
Purdue 37 47 = 84

Attendance: 10,649

GAME 11: AT MADISON, JAN. 7, 1984
WISCONSIN (62)

Blackwell.....	8	17	1	2	8	17
Roth.....	9	12	4	6	3	22
Ploss.....	0	1	0	0	2	0
Olson.....	4	6	0	0	1	8
Miller.....	2	4	1	2	3	5
Laszewski.....	0	1	0	0	1	0
Heineman.....	0	1	2	2	1	2
Steinhaus.....	4	9	0	0	3	8
Totals	27	51	8	12	27	62

Illinois 31 23 9 = 63
Wisconsin 28 26 8 = 62

ILLINOIS (63)

Winters.....	3	10	0	2	2	6
Altenberger.....	4	13	4	6	7	12
Montgomery.....	5	11	2	5	9	12
Douglas.....	4	9	2	3	8	10
Richardson.....	5	6	2	2	3	12
Meents.....	5	7	1	2	3	11
Schafer.....	0	0	0	0	0	0
Wysinger.....	0	0	0	0	0	0
Totals	26	56	11	20	36	63

Attendance: 7,569

GAME 12: AT MADISON, JAN. 12, 1984
WISCONSIN (81)

Blackwell.....	9	17	7	12	9	25
Roth.....	5	8	1	3	2	11
Ploss.....	0	0	0	0	1	0
Olson.....	13	21	3	3	3	29
Miller.....	6	7	1	3	1	13
Plondke.....	0	0	1	2	1	1
Heineman.....	0	0	2	2	1	2
Totals	33	53	15	25	16	81

MICHIGAN STATE (74)

Tower.....	2	3	0	0	0	4
Johnson, K.....	5	10	4	8	8	14
Willie.....	3	7	0	2	5	6
Skiles.....	7	14	11	11	3	25
Johnson, D.....	4	8	0	0	1	8
Polec.....	2	4	2	2	5	2
Walker.....	1	6	0	0	2	2
Ford.....	4	6	1	4	2	9
Gore.....	0	0	0	0	0	0
Totals	28	58	18	27	33	74

Michigan State 28 46 = 74
Wisconsin 38 43 = 81

Attendance: 7,290

GAME 13: AT MADISON, JAN. 14, 1984
WISCONSIN (71)

Blackwell.....	4	8	4	7	10	12
Roth.....	0	6	2	2	4	2
Ploss.....	0	3	0	0	0	0
Miller.....	4	10	2	2	4	10
Olson.....	14	20	11	12	3	39
Plondke.....	0	1	0	0	0	0
Heineman.....	0	0	4	4	1	4
Steinhaus.....	1	1	2	2	1	4
Totals	23	49	25	29	28	71

MICHIGAN (64)

Rellford.....	4	7	7	7	5	15
McCormick.....	1	3	2	4	2	4
Tarpley.....	4	7	2	2	13	10
Rockmore.....	3	6	0	0	0	6
Turner.....	4	12	2	4	2	10
Joubert.....	2	7	0	1	1	4
Pelekoudas.....	2	2	0	0	0	4
Wade.....	5	8	1	2	6	11
Henderson.....	0	0	0	0	0	0
Thompson.....	0	1	0	0	0	0
Totals	25	53	14	20	34	64

Michigan 33 31 = 64
Wisconsin 45 26 = 71

Attendance: 8,646

GAME 14: AT EVANSTON, IL, JAN. 19, 1984
WISCONSIN (61)

Blackwell.....	9	19	1	2	14	19
Roth.....	1	7	2	3	4	4
Ploss.....	2	3	0	1	3	4
Miller.....	3	6	3	4	4	9
Olson.....	10	18	0	0	0	20
Plondke.....	2	4	0	0	2	4
Heineman.....	0	1	1	2	3	1
Steinhaus.....	0	1	0	0	2	0
Totals	27	59	7	12	35	61

NORTHWESTERN (60)

Goode.....	7	11	0	1	6	14
Aaron.....	9	16	3	7	5	21
Schultz.....	3	3	2	4	3	8
Berg.....	4	8	1	2	7	9
Watts.....	2	6	1	1	2	5
Murray.....	1	2	0	2	3	2
Richardson.....	0	0	0	0	1	0
Fullen.....	0	1	1	2	1	1
Totals	26	47	8	19	30	60

Wisconsin 28 30 3 = 61
Northwestern 27 31 2 = 60

Attendance: 7,182

GAME 15: AT IOWA CITY, IA, JAN. 21, 1984
WISCONSIN (62)

Blackwell.....	9	19	8	10	8	26
Roth.....	1	8	0	0	2	2
Ploss.....	0	2	0	0	2	0
Miller.....	6	13	6	9	9	18
Olson.....	3	11	2	2	4	8
Plondke.....	0	1	0	0	1	0
Heineman.....	1	2	0	2	4	2
Steinhaus.....	3	3	0	0	0	6
Laszewski.....	0	0	0	0	0	0
Weber.....	0	0	0	0	0	0
Ripley.....	0	0	0	0	0	0
Totals	23	59	16	23	33	62

IOWA (75)

Stokes.....	9	13	5	6	5	23
Payne.....	4	8	1	1	9	9
Lohaus.....	5	9	7	9	6	17
Berkenpas.....	2	5	0	0	2	4
Carfino.....	4	6	1	2	0	9
Fullard.....	2	2	0	0	0	4
Anderson.....	0	1	0	0	1	0
Banks.....	0	1	0	0	0	0
Snedeker.....	0	0	0	0	1	0
Fort.....	2	3	1	2	1	5
Boyle.....	0	0	0	0	1	0
King.....	1	1	0	0	0	2
Stange.....	1	1	0	0	0	2
Totals	30	50	15	20	35	75

Wisconsin 25 37 = 62
Iowa 35 40 = 75

Attendance: 15,450

GAME 16: AT MINNEAPOLIS, MN, JAN. 25, 1984
WISCONSIN (62)

Blackwell.....	12	22	3	4	13	27
Roth.....	2	4	4	4	3	8
Ploss.....	0	4	0	0	5	0
Miller.....	1	13	1	3	6	3
Olson.....	6	13	6	8	2	18
Plondke.....	1	2	0	0	2	2
Heineman.....	2	3	0	0	2	4
Laszewski.....	0	0	0	0	0	0
Weber.....	0	0	0	0	0	0
Totals	24	61	14	19	36	62

MINNESOTA (75)

Brooks.....	4	10	4	4	3	12
Petersen.....	1	5	6	8	10	8
Shasky.....	6	12	6	8	16	18
Wilson.....	4	10	8	10	2	16
Davis.....	3	8	7	9	4	13
Dahlke.....	0	2	0	0	1	0
Skanes.....	1	3	2	2	0	4
Smith.....	0	2	0	0	3	0
Jackson.....	2	2	0	0	1	4
Van Den Einde.....	0	0	0	2	1	0
Carpenter.....	0	0	0	0	0	0
Totals	21	54	33	43	45	75

Wisconsin 20 42 = 62
Minnesota 28 47 = 75

Attendance: 14,502

GAME 17: AT MADISON, FEB. 2, 1984
WISCONSIN (74)

Blackwell.....	8	18	4	5	6	20
Roth.....	9	16	2	2	4	20
Ploss.....	0	0	2	2	1	2
Miller.....	6	10	1	2	4	13
Olson.....	4	10	0	0	1	8
Plondke.....	0	0	0	0	0	0
Heineman.....	4	5	1	1	4	9
Steinhaus.....	0	1	0	0	0	0
Hippen.....	0	1	0	0	0	0
Laszewski.....	1	1	0	0	0	2
Weber.....	0	0	0	0	0	0
Ripley.....	0	0	0	0	0	0
Totals	32	62	10	12	24	74

OHIO STATE (85)

Campbell.....	13	17	3	3	3	29
Jones.....	4	8	3	3	6	11
McGee.....	2	3	1	1	7	5
Stokes.....	6	11	2	3	2	14
Taylor.....	7	11	5	7	0	19
Wilson.....	1	2	1	1	1	3
Hopson.....	1	2	2	2	6	4
Wesson.....	0	0	0	0	0	0
Grace.....	0	0	0	0	0	0
Honigford.....	0	0	0	0	0	0
Totals	34	54	17	21	31	85

Ohio State 40 45 = 85
Wisconsin 39 35 = 74

Attendance: 8,810

GAME 18: AT MADISON, FEB. 4, 1984
WISCONSIN (67)

Blackwell.....	5	8	4	7	5	14
Roth.....	3	9	0	0	4	6
Ploss.....	0	2	2	2	1	2
Miller.....	3	6	0	0	0	6
Olson.....	11	19	6	6	4	28
Steinhaus.....	1	5	0	0	2	2
Heineman.....	3	6	3	4	3	9
Weber.....	0	0	0	0	0	0
Laszewski.....	0	0	0	0	0	0
Ripley.....	0	0	0	0	0	0
Totals	26	55	15 </			

GAME 20: AT COLUMBUS, OH, FEB. 11, 1984

WISCONSIN (65)

	FG	FGA	FT	FTA	REB	TP
Blackwell.....	6	14	4	6	4	16
Roth.....	7	10	3	3	6	17
Ploss.....	0	3	2	2	4	2
Miller.....	5	11	2	2	3	12
Olson.....	6	13	2	2	2	14
Heineman.....	1	1	0	0	0	2
Laszewski.....	1	1	0	0	2	2
Steinhaus.....	0	1	0	0	0	0
Totals	26	54	13	15	23	65

Wisconsin 31 34 = 65
Ohio State 33 38 = 71

OHIO STATE (71)

	FG	FGA	FT	FTA	REB	TP
Campbell.....	8	14	4	4	9	20
Jones.....	3	5	1	2	2	7
McGee.....	3	5	0	0	2	6
Taylor.....	5	10	2	3	1	12
Stokes.....	7	8	1	2	6	15
Wesson.....	4	4	0	0	1	8
Hopson.....	1	1	1	1	0	3
Wilson.....	0	0	0	0	0	0
Totals	31	47	9	12	22	71

Attendance: 13,335

GAME 21: AT MADISON, FEB. 15, 1984

WISCONSIN (67)

	FG	FGA	FT	FTA	REB	TP
Blackwell.....	8	18	6	8	8	22
Roth.....	6	12	3	3	3	15
Ploss.....	1	2	0	0	2	2
Miller.....	4	6	1	2	1	9
Olson.....	5	9	5	5	2	15
Heineman.....	0	2	0	0	0	0
Steinhaus.....	0	0	0	0	0	0
Laszewski.....	0	0	0	0	0	0
Plondke.....	1	1	2	3	1	4
Totals	25	50	17	21	22	67

Minnesota 35 33 = 68
Wisconsin 24 43 = 67

MINNESOTA (68)

	FG	FGA	FT	FTA	REB	TP
Petersen.....	5	8	1	1	4	11
Brooks.....	5	9	0	1	4	10
Shasky.....	2	4	6	8	10	10
Davis.....	8	11	3	4	1	19
Wilson.....	4	8	6	6	4	14
Smith.....	0	1	0	0	1	0
Skanes.....	1	1	0	0	0	2
Jackson.....	1	1	0	0	0	2
Totals	26	43	16	20	25	68

Attendance: 6,081

GAME 22: AT MILWAUKEE, FEB. 16, 1984

WISCONSIN (59)

	FG	FGA	FT	FTA	REB	TP
Blackwell.....	6	11	5	6	6	17
Roth.....	5	13	1	2	3	11
Ploss.....	6	10	2	2	4	14
Miller.....	2	4	2	2	6	6
Olson.....	4	9	2	2	1	10
Heineman.....	0	1	1	2	1	1
Plondke.....	0	2	0	0	3	0
Laszewski.....	0	0	0	0	0	0
Weber.....	0	0	0	0	0	0
Totals	23	50	13	16	27	59

Wisconsin 22 37 = 59
Marquette 28 46 = 74

MARQUETTE (74)

	FG	FGA	FT	FTA	REB	TP
Johnson, D.....	7	16	1	1	3	15
Marotta.....	4	8	2	2	4	10
Copa.....	2	4	4	4	3	8
Johnson, M.....	3	7	1	1	2	7
Trotter.....	6	14	4	4	8	16
Lazzaretti.....	5	6	0	0	3	10
Reason.....	4	7	0	0	3	8
McCormick.....	0	0	0	0	0	0
Totals	31	62	12	12	31	74

Attendance: 11,052

GAME 23: AT MADISON, FEB. 23, 1984

WISCONSIN (55)

	FG	FGA	FT	FTA	REB	TP
Blackwell.....	10	19	3	4	10	23
Roth.....	1	6	0	0	5	2
Ploss.....	1	3	0	0	1	2
Olson.....	5	15	2	2	2	12
Miller.....	5	12	0	0	6	10
Plondke.....	3	6	0	0	3	6
Heineman.....	0	0	0	0	1	0
Steinhaus.....	0	0	0	0	1	0
Totals	25	61	5	6	33	55

Iowa 40 23 = 63
Wisconsin 32 23 = 55

IOWA (63)

	FG	FGA	FT	FTA	REB	TP
Anderson.....	3	6	0	0	4	6
Payne.....	1	3	1	1	4	3
Stokes.....	11	13	11	13	3	33
Carlino.....	5	7	1	1	3	11
Berkenpas.....	0	2	2	4	1	2
Banks.....	0	2	0	1	4	0
Boyle.....	2	2	0	0	0	4
Snedeker.....	0	1	0	0	0	0
Lohaus.....	2	4	0	1	5	4
Totals	24	40	15	21	25	63

Attendance: 11,019

GAME 24: AT MADISON, FEB. 26, 1984

WISCONSIN (54)

	FG	FGA	FT	FTA	REB	TP
Blackwell.....	7	14	5	8	11	19
Roth.....	2	9	0	1	1	4
Plondke.....	1	3	0	0	1	2
Miller.....	2	4	0	0	10	4
Olson.....	5	11	4	4	2	14
Weber.....	1	3	0	0	2	2
Ploss.....	1	2	7	8	3	9
Totals	19	46	16	21	35	54

Northwestern 23 24 = 47
Wisconsin 22 32 = 54

NORTHWESTERN (47)

	FG	FGA	FT	FTA	REB	TP
Goode.....	6	10	0	0	5	12
Peterson.....	1	4	0	0	2	2
Schultz.....	1	6	2	2	2	4
Aaron.....	6	13	1	4	3	13
Watts.....	4	6	0	0	5	8
Dixon.....	0	0	0	0	1	0
Fullen.....	1	6	6	6	0	8
Berg.....	0	2	0	0	0	0
Totals	19	47	9	12	25	47

Attendance: 8,338

GAME 25: AT ANN ARBOR, MI, MAR. 1, 1984

WISCONSIN (75)

	FG	FGA	FT	FTA	REB	TP
Blackwell.....	10	15	8	9	6	28
Roth.....	8	15	4	5	0	20
Plondke.....	0	1	1	2	2	1
Olson.....	4	9	2	2	2	10
Miller.....	3	5	0	0	4	6
Ploss.....	0	0	0	0	0	0
Heineman.....	3	7	4	4	7	10
Weber.....	0	0	0	0	0	0
Steinhaus.....	0	0	0	0	0	0
Totals	28	52	19	22	25	75

Wisconsin 33 42 = 75
Michigan 37 47 = 84

MICHIGAN (84)

	FG	FGA	FT	FTA	REB	TP
Rellford.....	3	8	3	4	3	9
McCormick.....	7	7	6	6	4	18
Tarpley.....	9	15	2	3	8	22
Joubert.....	4	7	2	2	0	10
Turner.....	2	5	2	2	3	6
Pelekoudas.....	2	4	2	2	2	6
Rockyford.....	2	4	0	0	0	4
Wade.....	2	2	0	0	1	4
Thompson.....	0	0	1	2	0	1
Henderson.....	1	1	0	0	0	2
Rudy.....	0	0	2	2	1	2
Totals	32	53	20	23	24	84

Attendance: 13,109

GAME 26: AT EAST LANSING, MI, MAR. 3, 1984

WISCONSIN (59)

	FG	FGA	FT	FTA	REB	TP
Blackwell.....	5	15	3	6	9	13
Roth.....	7	13	4	4	0	18
Ploss.....	0	0	0	0	1	0
Miller.....	4	11	0	0	4	8
Olson.....	4	8	0	0	0	8
Laszewski.....	3	5	0	0	4	6
Heineman.....	2	3	2	2	2	6
Plondke.....	0	0	0	0	0	0
Steinhaus.....	0	1	0	0	1	0
Weber.....	0	0	0	0	0	0
Hippen.....	0	2	0	0	0	0
Ripley.....	0	0	0	0	1	0
Totals	25	58	9	12	26	59

Wisconsin 32 27 = 59
Michigan State 35 43 = 78

MICHIGAN STATE (78)

	FG	FGA	FT	FTA	REB	TP
Tower.....	5	7	4	5	5	14
Polec.....	1	4	0	0	2	2
Willis.....	9	16	3	3	12	21
Vincent.....	6	7	4	4	2	16
Skiles.....	4	7	4	4	0	12
Johnson, D.....	0	0	1	2	0	1
Johnson, K.....	5	6	0	1	4	10
Walker.....	0	0	0	0	0	0
Mudd.....	1	1	0	0	0	2
Gore.....	0	0	0	0	1	0
Pedro.....	0	0	0	0	1	0
Fordham.....	0	0	0	0	0	0
Totals	31	49	16	19	30	78

Attendance: 10,004

GAME 27: AT MADISON, MAR. 6, 1984

WISCONSIN (48)

	FG	FGA	FT	FTA	REB	TP
Blackwell.....	7	15	4	6	11	18
Roth.....	6	12	2	3	1	14
Ploss.....	2	4	0	0	3	4
Miller.....	0	0	6	6	1	6
Olson.....	1	6	0	1	2	2
Heineman.....	0	3	2	2	1	2
Weber.....	0	0	0	0	0	0
Plondke.....	1	1	0	0	0	2
Hippen.....	0	1	0	0	0	0
Steinhaus.....	0	1	0	0	1	0
Totals	17	43	14	17	21	48

Purdue 34 27 = 61
Wisconsin 32 16 = 48

PURDUE (61)

	FG	FGA	FT	FTA	REB	TP
Atkinson.....	5	5	2	2	4	12
Eifert.....	2	5	2	2	1	6
Rowinski.....	3	4	3	5	10	9
Hall.....	1	2	1	2	2	3
Reid.....	8	15	7	7	0	23
Clawson.....	2	2	2	2	1	6
Bullock.....	1	2	0	0	2	2
Gadis.....	0	0	0	0	0	0
McClendon.....	0	0	0	0	0	0
Gamper.....	0	0	0	0	0	0
Robinson.....	0	0	0	0	0	0
Totals	<					

BIG TEN CHAMPIONS 1939-40 TO PRESENT

YEAR	TEAM	SEASON RECORD	BIG TEN RECORD	YEAR	TEAM	SEASON RECORD	BIG TEN RECORD
1939-40	Purdue	16-4	10-2	1964-65	Michigan	24-4	13-1
1940-41	Wisconsin	20-3	11-1	1965-66	Michigan	18-8	11-3
1941-42	Illinois	18-5	13-2	1966-67	Indiana	18-8	10-4
1942-43	Illinois	17-1	12-0	1967-68	Ohio State	21-8	10-4
1943-44	Ohio State	14-7	10-2		Iowa	16-9	10-4
1944-45	Iowa	17-1	11-1	1968-69	Purdue	23-5	13-1
1945-46	Ohio State	16-5	10-2	1969-70	Iowa	20-6	14-0
1946-47	Wisconsin	16-6	9-3	1970-71	Ohio State	20-6	13-1
1947-48	Michigan	15-5	10-2	1971-72	Minnesota	18-7	11-3
1948-49	Illinois	21-4	10-2	1972-73	Indiana	22-6	11-3
1949-50	Ohio State	22-4	11-1	1973-74	Michigan	22-5	12-2
1950-51	Illinois	22-5	13-1		Indiana	23-5	12-2
1951-52	Illinois	22-4	12-2	1974-75	Indiana	31-1	18-0
1952-53	Indiana	23-3	17-1	1975-76	Indiana	32-0	18-0
1953-54	Indiana	20-4	12-2	1976-77	Michigan	24-3	16-2
1954-55	Iowa	19-7	11-3	1977-78	Michigan State	24-4	15-3
1955-56	Iowa	20-6	13-1	1978-79	Michigan State	26-6	13-5
1956-57	Indiana	14-8	10-4		Purdue	27-8	13-5
1957-58	Indiana	13-11	10-4		Iowa	20-8	13-5
1958-59	Michigan State	19-4	12-2	1979-80	Indiana	21-8	13-5
1959-60	Ohio State	25-3	13-1	1980-81	Indiana	26-9	14-4
1960-61	Ohio State	27-1	14-0	1981-82	Minnesota	23-6	14-4
1961-62	Ohio State	26-2	13-1	1982-83	Indiana	24-6	13-5
1962-63	Ohio State	20-4	11-3	1983-84	Illinois	26-5	15-3
1963-64	Michigan	23-5	11-3		Purdue	22-7	15-3
	Ohio State	16-8	11-3				

ALL-TIME BIG TEN STANDINGS 1906-1984

	WON	LOST	PCT	YEARS	GAMES
Indiana	575	422	.576	77a	997
Purdue	592	439	.574	79	1,031
Illinois	593	455	.566	79	1,048
Ohio State	503	457	.524	72b	960
Michigan	457	455	.501	67c	912
Iowa	477	478	.499	72d	955
Minnesota	513	526	.492	77	1,039
Michigan State	249	271	.479	33e	520
Wisconsin	490	556	.469	79	1,046
Northwestern	368	630	.369	76f	998
Chicago	168	296	.362	40g	464
Totals	4,985	4,985	.500	79	4,985

a—Missed 1906-07 season

b—Joined Conference in 1912-13 season

c—Started basketball competition in 1917-18

d—Missed 1905, 1906, 1907, and 1929 seasons

e—Joined Conference in 1950-51 season

f—Missed 1905, 1906 and 1907 seasons

g—Didn't compete in 1944-45 seasons, dropped out of Conference after 1945-46 season

Big Ten Playoff Games (not included in above totals):

1908—Chicago 18, Wisconsin 16 (played at Wisconsin, 1,500 att.)

1968—Ohio State 85, Iowa 81 (played at Purdue, 4,812 att.)

1974—Michigan 74, Indiana 67 (played at Illinois, 15,109 att.)

1984-85 OPPONENTS



MORGAN STATE UNIVERSITY

Nov. 25, 1:05 p.m. CST, Wisconsin Fieldhouse

LOCATION: Baltimore, MD 21239
ENROLLMENT: 5,000
NICKNAME: Golden Bears
COLORS: Orange and Blue
ARENA: Hill Fieldhouse (7,500)
CONFERENCE: MEAC
ATHLETIC DIRECTOR: Thomas Dean
HEAD COACH: Thomas Dean (Morgan State, 1968)
MORGAN STATE RECORD: 0-0
CAREER RECORD: 0-0
1983-84 RECORD: 8-20
ASSISTANT COACHES: Ray McMillan, Edmon Stevens
SID: John S. Lanier, Jr. (301-444-3050)
Home: (301-323-2995)
LETTERMEN LOST/RETURNING: 5/10
SERIES RECORD: 1-0 Wisconsin

GOLDEN BEAR OUTLOOK

Sophomore guard **Jesse Jackson**, who averaged 19.2 points per game last year, will lead the 1984-85 Golden Bears of Morgan State. Also returning is 6-6 sophomore forward **Anthony Carcel** (8.6 ppg) and 6-5 senior forward **Lawrence Burwell** (5.7 ppg). Coach **Thomas Dean's** young club could be helped by two incoming freshmen who were teammates in high school. The two recruits are 5-9 **Reginald Williams** and 6-4 **William Lawson**. In addition to the freshmen, junior college transfer **James Ward** (17 ppg, 9 rpg at Tsti JC) joins the team this year to add to the offensive production.

1984-85 SCHEDULE

Nov. 23 at New Mexico
Nov. 25 at Wisconsin
Nov. 26 at Southern Methodist
Nov. 28 at Georgetown University
Dec. 1 at San Diego State
Dec. 3 at George Washington
Dec. 6 District of Columbia
Dec. 8 at North Carolina A&T
Dec. 15 at St. Peters College
Jan. 3 at Iowa State College
Jan. 5 at Kansas State
Jan. 7 at Virginia Tech
Jan. 12 at Monmouth College
Jan. 17 at Maryland (Eastern Shore)
Jan. 19 at South Carolina State College
Jan. 26 Bethune Cookman College
Jan. 28 at Howard
Jan. 31 Delaware State College
Feb. 2 Maryland (Baltimore County)
Feb. 4 at Radford
Feb. 6 Maryland (Eastern Shore)
Feb. 11 at George Mason
Feb. 14 at Delaware State College
Feb. 16 Howard
Feb. 21 at Bethune Cookman College
Feb. 28 South Carolina State College
Mar. 2 North Carolina A&T

WASHINGTON STATE UNIVERSITY

Dec. 1, 1:05 p.m. CST, Wisconsin Fieldhouse



LOCATION: Pullman, WA 99164-1610
 ENROLLMENT: 16,000
 NICKNAME: Cougars
 COLORS: Crimson and Gray
 ARENA: Friel Court (12,058)
 CONFERENCE: Pacific 10
 ATHLETIC DIRECTOR: Richard Young
 HEAD COACH: Len Stevens
 (Sacramento State 1971)
 WASHINGTON STATE RECORD: 10-18
 (1 year)
 CAREER RECORD: 64-61 (4 years)
 1983-84 RECORD: 10-18, 4-14 (10th)
 ASSISTANT COACHES: Prescott
 "Puck" Smith, Stu Jackson,
 Dave Niehl
 SID: Rod Commons (509-335-0270)
 Home: (509-332-8309)
 LETTERMEN LOST/RETURNING: 4/7
 SERIES RECORD: 2-1 Washington St.

COUGAR OUTLOOK

Coach Stevens returns four starters from last year's young Cougar team. The team figures to be strong at the forward spot where 6-7 sophomore Joe Wallace (5.6) and 6-9 junior Otis Jennings (7.5) return. Junior Keith Morrison (8.7) who led the Cougars in assists last season, will again quarterback the club. The only senior returning is the other guard, Chris Winkler (9.8). Coach Stevens figures to get help in the middle from two seven footers, sophomore Ken Mathia and freshman redshirt Todd Anderson. Also, incoming freshman John Hodges (6-6 forward) and Brian Quinnett (6-8 forward) could see considerable playing time this year. Although the Cougars finished last in the Pac-10 last season, a first division finish is expected this season.



LEN STEVENS

1984-85 SCHEDULE

Nov. 27 St. Martin's College
 Dec. 1 at Wisconsin
 Dec. 4 at Idaho
 Dec. 6 Gonzaga
 Dec. 8 San Jose State
 Dec. 11 at Montana
 Dec. 20 California-Santa Barbara
 Dec. 22 at Nebraska
 Dec. 28 KOA Classic
 Eastern Montana vs.
 Illinois-Chicago
 Washington State vs.
 Northern Arizona
 Dec. 29 KOA Classic
 Consolation Finals
 Championship Finals
 Jan. 3 California
 Jan. 5 Stanford
 Jan. 10 at UCLA
 Jan. 12 at USC
 Jan. 17 Oregon
 Jan. 19 Oregon State
 Jan. 26 Washington
 Jan. 31 at Arizona
 Feb. 2 at Arizona State
 Feb. 7 USC
 Feb. 9 UCLA
 Feb. 14 at Oregon State
 Feb. 16 at Oregon
 Feb. 23 at Washington
 Feb. 28 Arizona State
 Mar. 2 Arizona
 Mar. 7 at Stanford
 Mar. 9 at California



KEITH MORRISON

KENTUCKY STATE UNIVERSITY

Dec. 3, 7:35 p.m. CST, Wisconsin Fieldhouse



LOCATION: Frankfort, KY 40601
 ENROLLMENT: 2,500
 NICKNAME: Thoroughbreds
 COLORS: Green and Gold
 ARENA: Capital Plaza (7,000)
 CONFERENCE: NCAA Independent
 ATHLETIC DIRECTOR: Dr. Ken Gibson
 HEAD COACH: Richard Skaggs
 (Transylvania 1968)
 KENTUCKY STATE RECORD: 13-12
 CAREER RECORD: 13-12
 1983-84 RECORD: 13-12
 ASSISTANT COACHES: Paul Peck, Ike
 Roberson
 SID: Glenda Guillams (502-227-6013)
 LETTERMEN LOST/RETURNING: 2/6
 SERIES RECORD: 1-0 Wisconsin

THOROBRED OUTLOOK


Four starters return from KSU's 13-12 team of last year, the first winning season the Thoroughbreds have had in four years. Fred Bowles, a 6-2 guard, led the team in scoring and rebounding during the 1983-84 season and is expected to repeat that performance this year. In addition to Bowles, the returning starters include 6-7 Phillip Barner (11.3 ppg), 6-0 Keith Williamson (9.9 ppg), and 6-6 Morris Stoner (9.1 ppg). Only two other lettermen, 5-11 James Burdette and 6-5 Carlos Mc Collum return, so young players will play an important role for the Thoroughbreds in '84-85. Heading the list of eight new recruits are 6-3 Keith Rawls, 6-4 Andre Bond, and 6-9 Walter Wright.



RICHARD SKAGGS

1984-85 SCHEDULE

Nov. 16 at Grace College
 Tournament
 Nov. 17 at Grace College
 Tournament
 Nov. 19 at Lewis College
 Nov. 24 at IU-PU-FW
 Nov. 27 at Berea College
 Nov. 29 Bellarmine College
 Dec. 1 at Eastern Kentucky
 Dec. 3 at Wisconsin
 Dec. 8 Central State
 Dec. 12 at Centre College
 Dec. 15 Salem College
 Dec. 17 at Murray State
 Dec. 22 at Northern Kentucky
 Dec. 29 Charleston
 Jan. 2 at Transylvania
 Jan. 5 at Bellarmine College
 Jan. 7 Oakland City College
 Jan. 10 at Lincoln
 Jan. 12 at Missouri
 Jan. 17 at Campbellsville College
 Jan. 24 at Georgetown College
 Feb. 5 at Oakland City College
 Feb. 7 Campbellsville College
 Feb. 9 Carson-Newman College
 Feb. 13 Northern Kentucky
 Feb. 20 Brescia College
 Feb. 25 IU-PU-Fort Wayne
 Feb. 27 Central State



FRED BOWLES

UNIVERSITY OF SOUTH DAKOTA


Dec. 6, 7:35 p.m. CST, Wisconsin Fieldhouse



LOCATION: Vermillion, SD 57069
 ENROLLMENT: 6,000
 NICKNAME: Coyotes
 ARENA: DakotaDome (8,000)
 CONFERENCE: North Central
 ATHLETIC DIRECTOR: Jack Doyle
 HEAD COACH: Doug Martin (UW-La Crosse 1959)
 SOUTH DAKOTA RECORD: 19-37 (3 years)
 CAREER RECORD: 87-84 (6 years)
 1983-84 RECORD: 7-21, 3-15 (9th)
 ASSISTANT COACHES: Brian McDermott
 SID: Mike Mahon (605-677-5953 ext. 22) Home: 605-624-6570
 LETTERMEN LOST/RETURNING: 3/10
 SERIES RECORD: Wisconsin 5-1

COYOTE OUTLOOK

North Central Conference member South Dakota makes its first appearance in the Fieldhouse since 1972. Coach **Doug Martin** returns four starters from last year's team. Both backcourt starters return in **Rob Swanhorst** (12.2) and **Dave Gustafson** (9.3). Forward **Dan Olson** (9.4) and center **Dale Leibfried** (7.8) also return. Top newcomers include 6-9 center **Craig Matje**, 6-6 forward **Matt Miller** and 6-0 guard **Fred Franklin**.



DOUG MARTIN

CENTRAL MICHIGAN UNIVERSITY


Dec. 8, 1:05 p.m. CST, Wisconsin Fieldhouse



LOCATION: Mt. Pleasant, MI 48859
 ENROLLMENT: 16,000
 NICKNAME: Chippewas
 COLORS: Maroon and Gold
 ARENA: Rose Arena (6,000)
 CONFERENCE: Mid-American
 ATHLETIC DIRECTOR: Dave Keilitz
 HEAD COACH: Dick Parfitt (Central Michigan 1953)
 CENTRAL MICHIGAN RECORD: 184-161 (13 years)
 CAREER RECORD: 184-161 (13 years)
 1983-84 RECORD: 11-16, 6-12 (8th)
 ASSISTANT COACHES: Dave Ginsberg, Ralph Pim
 SID: Fred Stabley, Jr. (517-774-3277) Home: (517-773-2591)
 LETTERMEN LOST/RETURNING: 1/10
 SERIES RECORD: 2-1 Wisconsin

CHIPPEWA OUTLOOK

The Chippewas were only 11-16 last season but with four starters returning there is reason for optimism in Mt. Pleasant. Coach **Dick Parfitt's** squad will be led by senior center **Derek Boldon** (14.2). Also back are guards **Jeff Heide** (14.1), **James Mitchell** (9.1) and forward-guard **Greg Washington** (10.2). Coach Parfitt is also counting on freshman redshirt **Dan Majerle** to come back from a back injury and help out during the season.




DICK PARFITT



ROB SWANHORST

1984-85 SCHEDULE

Nov. 25 Dana
 Nov. 30 at Wyoming
 Dec. 1 at Nebraska
 Dec. 6 at Wisconsin
 Dec. 9 Yankton
 Dec. 12 Westmar
 Dec. 22 Briar Cliff
 Dec. 27 at North Central Conference
 28 Holiday Tournament,
 29 Sioux Falls, SD (vs. South Dakota State, 1st round)
 Jan. 6 Morningside
 Jan. 11 at North Dakota
 Jan. 12 at North Dakota State
 Jan. 18 Northern Colorado
 Jan. 19 Nebraska-Omaha
 Jan. 22 Mankato State
 Jan. 24 at Augustana
 Jan. 26 at South Dakota State
 Feb. 2 at Morningside
 Feb. 8 North Dakota
 Feb. 9 North Dakota State
 Feb. 12 St. Cloud State
 Feb. 14 at Northern Colorado
 Feb. 16 at Nebraska-Omaha
 Feb. 21 Augustana
 Feb. 23 South Dakota State
 Mar. 1 at St. Cloud State
 Mar. 2 at Mankato State



DEREK BOLDON

1984-85 SCHEDULE

Nov. 19 Windsor
 Nov. 30 at MSU Cutlass Classic
 Dec. 1 at MSU Cutlass Classic
 Dec. 5 at Detroit
 Dec. 8 at Wisconsin
 Dec. 15 Anderson College
 Dec. 18 Defiance College
 Dec. 21 at Executive Invitational
 22 (Evansville, Indiana)
 Dec. 29 Tri-State
 Jan. 2 Ball State
 Jan. 5 at Miami (Ohio)
 Jan. 9 Ohio
 Jan. 12 at Western Michigan
 Jan. 16 at Bowling Green
 Jan. 19 Eastern Michigan
 Jan. 23 at Toledo
 Jan. 26 Northern Illinois
 Jan. 30 at Kent State
 Feb. 2 Miami
 Feb. 6 at Ohio
 Feb. 9 Western Michigan
 Feb. 13 Bowling Green
 Feb. 16 at Eastern Michigan
 Feb. 20 Toledo
 Feb. 23 at Northern Illinois
 Feb. 27 Kent State
 Mar. 2 at Ball State
 Mar. 7 at MAC Tournament
 Mar. 8 at MAC Tournament
 Mar. 9 at MAC Tournament

UNIVERSITY OF NEBRASKA


Dec. 12, 7:35 p.m. CST, Lincoln, NE



LOCATION: Lincoln, NE 68588
 ENROLLMENT: 25,000
 NICKNAME: Cornhuskers
 COLORS: Scarlet and Cream
 ARENA: Bob Devaney Sports Center (14,438)
 CONFERENCE: Big Eight
 ATHLETIC DIRECTOR: Bob Devaney
 HEAD COACH: Moe Iba (Oklahoma State 1962)
 NEBRASKA RECORD: 71-46 (4 years)
 CAREER RECORD: 108-111 (8 years)
 1983-84 RECORD: 18-12, 7-7 (3rd)
 ASSISTANT COACHES: Tom Baack, Randy Cipriano, Doug Farley
 SID: Tom Simons (402-472-2263)
 Home: (402-489-8313)
 LETTERMEN LOST/RETURNING: 5/8
 SERIES RECORD: 7-5 Nebraska

CORNHUSKER OUTLOOK


Coach **Moe Iba** returns only two starters from last year's 18-12 team. Returning at center is 6-11 junior **Dave Hoppen** (19.9 ppg, 6.9 rpg), who played a major role in the Cornhuskers' NIT bid last year and is expected to lead this year's team as well. The other returning starter is 6-9 forward **Ronnie Smith** (2.6 ppg, 2.5 rpg). The rest of the starting spots will be filled by a fairly young roster, which includes 2 juniors, three sophomores, and a flock of talented recruits. At the head of the recruiting class should be 6-9 forward **Bill Jackman**.



MOE IBA

1984-85 SCHEDULE

Nov. 29 Southern Colorado
 Dec. 1 South Dakota
 Dec. 3 Montana State
 Dec. 8 at Creighton
 Dec. 10 Wyoming
 Dec. 12 Wisconsin
 Dec. 15 at Texas Tech
 Dec. 22 Washington State
 Dec. 28 at Cable Car Classic
 29 (Cincinnati, California-Irvine, NU, Santa Clara)
 Jan. 3 at Evansville
 Jan. 9 Wisconsin-Stevens Point
 Jan. 12 at Colorado State
 Jan. 16 Kansas State
 Jan. 19 at Oklahoma State
 Jan. 23 Colorado
 Jan. 26 Missouri
 Jan. 30 at Iowa State
 Feb. 2 Kansas
 Feb. 6 at Oklahoma
 Feb. 9 Oklahoma State
 Feb. 13 at Colorado
 Feb. 16 at Kansas City
 Feb. 20 Iowa State
 Feb. 23 at Missouri
 Feb. 27 at Kansas
 Mar. 2 Oklahoma
 Mar. 5 at Big Eight Tournament
 6 First Round
 Mar. 8 at Big Eight Tournament
 Semifinals
 Mar. 9 at Big Eight Tournament
 Final



DAVE HOPPEN

DARTMOUTH COLLEGE


Dec. 14, 6:05 p.m. CST, Wisconsin Fieldhouse



LOCATION: Hanover, NH 03755
 ENROLLMENT: 4,000
 NICKNAME: Big Green
 COLORS: Dartmouth Green and White
 ARENA: Alumni Gym (2,000), Thompson Arena (5,000)
 CONFERENCE: The Ivy League
 ATHLETIC DIRECTOR: Ted Leland
 HEAD COACH: Paul Cormier (University of New Hampshire 1973)
 DARTMOUTH RECORD: 0-0 (first year)
 CAREER RECORD: 0-0 (first year)
 1983-84 RECORD: 11-15, 6-8 (5th)
 ASSISTANT COACHES: Dave Faucher
 SID: Kathy Slattery (603/646-2468)
 Home: (603/448-2103)
 LETTERMEN LOST/RETURNING: 3/9
 SERIES RECORD: 2-1 Wisconsin

BIG GREEN OUTLOOK


The Dartmouth College men's basketball team faces a challenging season in 1984-85. Lost to graduation are two first-team, All-Ivy forwards. First-year coach **Paul Cormier** does have nine letterwinners returning, which should provide a solid base from which he can rebuild. Returning starters include 6-1 guard **Joe Kilroy** (Jr., 8.3 ppg), who last year set a single-season assist record; 6-0 guard **Ron Jones** (Jr., 2.6 ppg); 6-4 guard/forward **Tim Hassett** (Sr., 5.4 ppg), this season's captain; and 6-4 forward **Scott Schroeder** (Jr., 8.0 ppg). Dartmouth has no true center, so the Big Green will again be playing a three-forward offense.



PAUL CORMIER

1984-85 SCHEDULE

Nov. 24 Hartford
 Nov. 27 St. Anselm's
 Dec. 8 at Yale
 Dec. 11 Harvard
 Dec. 14 at Wisconsin
 Dec. 18 at California-Berkeley
 Dec. 28 South Florida Tourney (at Tampa) Dartmouth vs. South Florida, LaSalle vs. Fordham
 Dec. 29 Consolation and Final
 Jan. 2 Fairfield
 Jan. 5 at Harvard
 Jan. 11 at Pennsylvania
 Jan. 12 at Princeton
 Jan. 16 at Williams
 Jan. 19 at Brown
 Jan. 22 Massachusetts
 Jan. 26 Colgate
 Jan. 30 Army
 Feb. 5 at New Hampshire
 Feb. 8 Brown
 Feb. 9 Yale
 Feb. 15 at Columbia
 Feb. 16 at Cornell
 Feb. 22 Princeton
 Feb. 23 Pennsylvania
 Mar. 1 Cornell
 Mar. 2 Columbia



TIM HASSETT

NORTHERN ILLINOIS UNIVERSITY

Dec. 22, 7:30 p.m. CST, Rockford, IL



LOCATION: DeKalb, IL 60115
 ENROLLMENT: 24,524
 NICKNAME: Huskies
 COLORS: Cardinal and Black
 ARENA: Chick Evans Field House
 (6,076) Rockford MetroCentre (9,000)
 CONFERENCE: Mid-American
 ASSISTANT TO THE PRESIDENT/
 ATHLETICS: Robert J. Brigham
 HEAD COACH: John McDougal
 (Evansville 1950)
 NORTHERN ILLINOIS RECORD: 110-
 113 (8 years)
 CAREER RECORD: 110-113 (8 years)
 1983-84 RECORD: 12-15, 9-9 (5th)
 ASSISTANT COACHES: Jay Williams,
 Willie White
 SID: Mike Korcek (acting) (815-753-1706)
 LETTERMEN LOST/RETURNING: 7/4
 SERIES RECORD: 5-1 Wisconsin

HUSKIE OUTLOOK


The Huskies return three starters led by swingman **Brad Waller** (11.7). Other returnees are forward **Dennis Douglas** (6.9) and center **Eric Harrington** (6.9). The other letter winner who should see playing time in 1984-85 is guard **Jerry Williams** (4.4). The Huskies will have eight newcomers this season including **Mike Grabner** a 6-8 center from Appleton, WI.



JOHN McDOUGAL

1984-85 SCHEDULE

- Nov. 20 Marathon Oil AAU
- Nov. 24 at DePaul (The Horizon)
- Nov. 26 Bemidji (MN) State
- Dec. 1 Chico (CA) State
- Dec. 4 at George Mason
- Dec. 8 at Marquette
- Dec. 15 at Northwestern
- Dec. 22 Wisconsin (at Rockford)
- Dec. 28 at Second Annual River City Shootout Peoria, IL, Civic Center (Bradley U., host) Bradley, Northern Illinois, Fairfield, Kent State)
- Jan. 2 at Eastern Michigan
- Jan. 5 Toledo
- Jan. 9 Western Michigan
- Jan. 12 at Kent State
- Jan. 16 Ball State
- Jan. 19 at Miami (Ohio)
- Jan. 23 Ohio (at Rockford)
- Jan. 26 at Central Michigan
- Jan. 30 Bowling Green
- Feb. 2 at Toledo
- Feb. 6 at Western Michigan
- Feb. 9 Kent State (at Rockford)
- Feb. 13 at Ball State
- Feb. 16 Miami (Ohio)
- Feb. 19 at Ohio
- Feb. 23 Central Michigan
- Feb. 27 at Bowling Green
- Mar. 2 Eastern Michigan
- Mar. 7 at Mid-American Conference Post-Season Tournament
- 8 at Toledo, OH
- 9 Times To Be Announced



BRAD WALLER


LOBO CLASSIC

Dec. 28-29, Albuquerque, NM

WISCONSIN		ALASKA-ANCHORAGE
Friday, Dec. 28 7:00 p.m.	Championship Saturday, Dec. 29 9:00 p.m.	Friday, Dec. 28 9:00 p.m.
	Consolation Saturday, Dec. 29 7:00 p.m.	
TEXAS A&M		NEW MEXICO

Times Listed are CST.

TEXAS A&M UNIVERSITY



LOCATION: College Station, TX 77843
 ENROLLMENT: 36,500
 NICKNAME: Aggies
 COLORS: Maroon and White
 ARENA: G. Rollie White (7,500)
 CONFERENCE: Southwest
 ATHLETIC DIRECTOR: Jackie Sherrill
 HEAD COACH: Shelby Metcalf (East Texas State 1955)
 TEXAS A&M RECORD: 341-230 (21 years)
 CAREER RECORD: 341-230 (21 years)
 1983-84 RECORD: 16-14, 7-9 (5th)
 ASSISTANT COACHES: John Thornton, John Widdicombe
 SID: Tom Turbiville (409-845-5725)
 Home: (409-764-0976)
 LETTERMEN LOST/RETURNING: 4/9
 SERIES RECORD: First meeting

AGGIE OUTLOOK

Veteran coach **Shelby Metcalf** returns four starters from last year's squad. The strength of the team appears to be the guards where **Kenny Brown** (11.8) and **Todd Holloway** (12.0) both return. The other two returnees are center **Jimmie Gilbert** (8.0) and forward **Winston Crite** (8.8). Top reserves returning include forwards **Al Pulliam** (6.7) and **Mike Clifford**.

LOBO CLASSIC

UNIVERSITY OF ALASKA-ANCHORAGE



LOCATION: Anchorage, AK 99508
 ENROLLMENT: 4,000
 NICKNAME: Seawolves
 COLORS: Green and Gold
 ARENA: UAA Sports Center (2,000)
 CONFERENCE: Great Northwest
 ATHLETIC DIRECTOR: Ron Petro
 HEAD COACH: Harry Larrabee (Texas 1974)
 SEAWOLVES RECORD: 50-37 (3 years)
 CAREER RECORD: 50-37 (3 years)
 1983-84 RECORD: 15-13, 4-4 (2nd tie)
 ASSISTANT COACHES: Charlie Bruns, Jackie Lewis, Ron Abegglen
 SID: Tim McDiffett (907-786-1295)
 Home: (907-243-5772)
 LETTERMEN LOST/RETURNING: 5/7
 SERIES RECORD: First meeting

SEAWOLVES OUTLOOK

The Seawolves will be led by three returning starters. Back are 6-1 guard **Ron Beach** (10.8 ppg, 2.8 rpg), 6-5 guard **Kevin Smith** (8.6 ppg, 4.0 rpg), and 6-9 center **Hans-Jurgen Gnad** (7.8 ppg, 6.2 rpg). Also returning is 6-4 guard **Mike Schmetzer**, who was redshirted last season. Newcomer **Gerald Brown** is expected to help out at guard.

UNIVERSITY OF NEW MEXICO



LOCATION: Albuquerque, NM 87131
 ENROLLMENT: 23,700
 NICKNAME: Lobos
 COLORS: Cherry and Silver
 ARENA: University (17,121)
 CONFERENCE: Western Athletic
 ATHLETIC DIRECTOR: John Bridgers
 HEAD COACH: Gary Colson (David Lipscomb 1956)
 NEW MEXICO RECORD: 63-55 (4 years)
 CAREER RECORD: 404-261 (25 years)
 1983-84 RECORD: 24-11, 10-6 WAC (3rd)
 ASSISTANT COACHES: Larry Shyatt, Scott Duncan, Gregg Graham, Ira Zeff
 SID: John Keith, Greg Remington (505-277-2026)
 Keith home: (505-296-3349), Remington home: (505-266-5034)
 LETTERMEN LOST/RETURNING: 4/8
 SERIES RECORD: 1-0 Wisconsin

LOBO OUTLOOK

Coach **Gary Colson's** Lobos lose their top four scorers from last year's NIT team. The only returning starter is 6-9 center **T.J. Drake** (2.0). **George Scott**, who was red-shirted last year, returns and should help fill the void up front. **Scott** averaged 10.2 two years ago. Top reserves from last season **Kevin Scarborough** (4.2) and **Mike Winters** (3.2) should see starting assignments in 1984-85. Top newcomers include forwards **Shawn Brooks**, and **Bob Arnold**, and guard **Paul Lawson**.

NORTHWESTERN UNIVERSITY


Jan. 5, 1:05 p.m. CST, Evanston, IL
 Mar. 9, 11:05 a.m. CST, Wisconsin Fieldhouse



LOCATION: Evanston, IL 60201
 ENROLLMENT: 6,959
 NICKNAME: Wildcats
 COLORS: Purple and White
 ARENA: Welsh-Ryan (8,117)
 CONFERENCE: Big Ten
 ATHLETIC DIRECTOR: Doug Single
 HEAD COACH: Rich Falk (Northwestern 1964)
 NORTHWESTER RECORD: 62-104 (6 years)
 CAREER RECORD: 62-104 (6 years)
 1983-84 RECORD: 12-16, 5-13 (9th)
 ASSISTANT COACHES: Walt Perrin, Jeff Bzdellik, Quitman Sullins
 SID: Mike Nemeth (312-492-7503)
 Home: (312-394-3322)
 LETTERMEN LOST/RETURNING: 3/12
 SERIES RECORD: 70-49 Wisconsin

WILDCAT OUTLOOK


Coach **Rich Falk** returns three starters from last season's 12-16 team. The leading scorer back is 6-10 senior **Andre Goode** (10.8 ppg, 5.7 rpg). The other two frontcourt spots appear wide open. Returnees include 6-9 forward **John Peterson** (2.5), and a pair of seven-footers, **Colin Murray** (1.2) and **Brian Pitts** (1.3). Incoming freshmen **Shon Morris** and **Bo Cucuz** will also help. The other two returning starters are sophomore swingman **Chris Berg** (5.2) and sophomore guard **Shawn Watts** (5.1). Sophomore **Elliot Fullen** (4.1) and newcomer **Milan Petrovic** will add depth at the guard position.



RICH FALK


1984-85 SCHEDULE

Nov. 26 Loras
 Nov. 29 at Notre Dame
 Dec. 1 at Loyola
 Dec. 6 Marquette
 Dec. 8 University of Chicago
 Dec. 15 Northern Illinois
 Dec. 19 Duke
 Dec. 22 at DePaul
 Dec. 27 Butler
 Dec. 29 Cleveland State
 Jan. 5 Wisconsin
 Jan. 10 at Indiana
 Jan. 12 at Ohio State
 Jan. 16 Purdue
 Jan. 19 Illinois
 Jan. 24 at Iowa
 Jan. 26 at Minnesota
 Jan. 31 Michigan
 Feb. 2 Michigan State
 Feb. 7 Ohio State
 Feb. 9 Indiana
 Feb. 14 at Illinois
 Feb. 16 at Purdue
 Feb. 21 Minnesota
 Feb. 23 Iowa
 Feb. 27 at Michigan State
 Mar. 2 at Michigan
 Mar. 10 at Wisconsin



ANDRE GOODE

BADGER BASKETBALL 1984-85




BADGER CHEERLEADERS

The Big Ten and the University of Wisconsin. One of the nation's most distinguished and respected basketball conferences. One of its most respected and enthusiastic members.

Wisconsin Basketball. A well-run program on the rise, seeking to become one of the finest in the nation.

Wisconsin Basketball. A total of thirteen outright or shared championships. A national title in 1941.



Wisconsin Basketball. All-Americans Chris Steinmetz, George Levis, Harold "Bud" Foster, Gene Englund, John Kotz, Don Rehfeldt.



RICK OLSON

BADGER BASKETBALL 1984-85

COACH STEVE YODER



COACH STEVE YODER

SCOTT ROTH, MIKE HEINEMAN

Wisconsin Basketball. Big Ten scoring leaders Emmett Angell, Otto Stangel, George Levis, John Kotz, Bob Cook, Don Rehfeldt, Cory Blackwell.

Wisconsin Basketball. A total of thirty-four All-Big Ten players. From Charles Scribner to Carl Harper to Rollie Williams to Gil McDonald to Gene Englund to Glen Selbo to Ab Nicholas to Joe Franklin to Cory Blackwell.

Wisconsin Basketball. Academic All-Conference players Chuck Nagle, Clarence Sherrod, Lee Oler, Gary Anderson, Bill Pearson, Steve Jacobson.

THE UNIVERSITY OF WISCONSIN




The University of Wisconsin, established in 1848, ranks among the great universities in the world in size, scope, and academic excellence. It has finished among the top ten educational institutions in the United States in every published study of faculty and administrative opinion since the early 1900's.

Situated amidst five fresh-water lakes and rolling hills, the University of Wisconsin is one of the most enchanting campuses in America. It sits on the south shore of impressive Lake Mendota, encompassing more than three hundred buildings and 900 acres of





PHOTOS BY NORMAN LENBURG



land—most within two blocks of the lake. There is beautiful and green Bascom Hill. A 129-acre picturesque peninsula known as Picnic Point. The vibrant, pedestrian State Street Mall—lined with unique shops and restaurants. The on-the-hour ringing bells of Carillon Tower. 78,000-seat Camp Randall Stadium and the new-in-'83 Southeast Recreational Facility.

Almost four thousand different courses are offered at Wisconsin. Majors are available in more than 149 bachelor's, 188 master's and 121 doctor's degrees programs. The American Council on Education ranked the University "distinguished" or strong in 26 of 29 academic disciplines surveyed. The Gourman Study on national educational standards ranked the UW as having 49 academic disciplines in the top ten in the nation for undergraduate education. Dairy science was rated number one, educa-







tion, microbiology/bacteriology, zoology and physical education all ranked number two. Particular praise was given to the departments of chemical engineering, geography, botany, history, Spanish and bio-chemistry.

UW-Madison ranked eighth among the nation's leading institutions in faculty quality in a survey of more than 4,000 professors at four-year colleges. Wisconsin departments won a ranking in 12 of the 19 academic fields in a 1977 survey published in 1979 by the Chronicle of Higher Education. Highest ranking for the UW were second in agriculture, third in biological sciences, fourth in foreign languages and sociology, fifth in education and history, sixth in chemistry, seventh in mathematics-statistics, eighth in engineering and political science, ninth in economics and tenth in psychology.



Three faculty members have won Nobel Prizes, the most recent being Professor Howard Temin, oncologist, who won the 1975 award in medicine. Dr. Joshua Lederberg won the 1958 prize for his studies of the genetic material in bacteria, and Dr. Har Gobind Khorana was recognized in 1968 for his pioneering work in the field of nucleic acid chemistry.


The University of Wisconsin has its own nuclear reactor, one of the finest textile collections in the country, a building in which nearly



every conceivable environmental condition can be simulated, a collection of more than 1,700 United Artists Corporation movies from 1919 to 1951, and a mastodon skeleton. As you can see, an array of intellectual experiences are available to all students.

Excellence at the University of Wisconsin results from the continued financial support provided by the citizens of Wisconsin, and from the University's dedication to providing maximum educational opportunities for all state citizens, the acquisition of new knowledge through research, and the application of knowledge to the improvement and use of society.


BADGER BASKETBALL 1984-85




BUCKY BADGER

Wisconsin Basketball. The venerable Fieldhouse. Nostalgic. Renovated to serve the needs of players, fans, and media.

Wisconsin Basketball. The deafening roar of the crowd joined by the best pep band in the land. The cheerleaders and pom pon girls. Time out, and on your feet for the "Bud" Song.





JOHN PLOSS



BADGER CHEERLEADER

BADGER BASKETBALL 1984-85



BOOM BOX PARADE

Wisconsin Basketball. Outstanding entertainment. Saturday afternoon dates with Washington State, Purdue, Michigan, Ohio State, Northwestern. Evening home-court encounters with Illinois, Michigan State, Indiana and Iowa.

Wisconsin Basketball. Directed by Steve Yoder. Starring Scott Roth, Rick Olson, Mike Heineman. Be there!

JOHN PLOSS, RICK OLSON, GREGG STEINHAUS

OHIO STATE UNIVERSITY


Jan. 9, 7:05 p.m. CST, Columbus, OH
Feb. 9, 1:05 p.m. CST, Wisconsin Fieldhouse



LOCATION: Columbus, OH 43210
ENROLLMENT: 53,428
NICKNAME: Buckeyes
COLORS: Scarlet and Gray
ARENA: St. John Arena (13,591)
CONFERENCE: Big Ten
ATHLETIC DIRECTOR: Richard Bay
HEAD COACH: Eldon Miller
(Wittenberg 1961)
OHIO STATE RECORD: 135-96 (8 years)
CAREER RECORD: 363-219 (22 years)
1983-84 RECORD: 15-14, 8-10 (5th tie)
ASSISTANT COACHES: Todd Landrum, Jim Clemons, Randy Ayers
SID: Marv Homan (614-422-6861)
Home: (614-885-5611)
LETTERMEN LOST/RETURNING: 1/7
SERIES RECORD: 56-44 Ohio State

BUCKEYE OUTLOOK

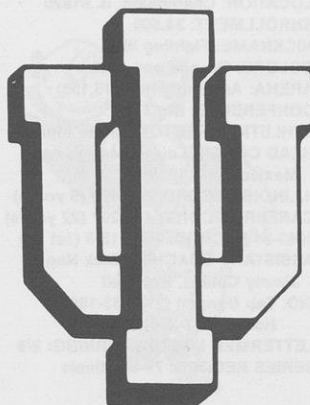
The Buckeyes will be led by their lightning quick guards **Ron Stokes** (12.0) and **Troy Taylor** (14.0). The other returning part-time starter is **Dave Jones** (6.5). Additionally, **Joe Concheck** is available at forward. Former Badger **Brad Sellers** will be a leading candidate for the other frontcourt position. **Coach Miller** will welcome four other newcomers to the Buckeye team this season—center **John Anderson**, forward **Joe Dumas**, and guards **Scott Anderson** and **Tip Lomax**.



ELDON MILLER

INDIANA UNIVERSITY


Jan. 12, 2:00 p.m. CST, Bloomington, IN
Feb. 7, 7:35 p.m. CST, Wisconsin Fieldhouse




LOCATION: Bloomington, IN 47405
ENROLLMENT: 33,000
NICKNAME: Hoosiers
COLORS: Cream and Crimson
ARENA: Assembly Hall (17,357)
CONFERENCE: Big Ten
ATHLETIC DIRECTOR: Ralph Floyd
HEAD COACH: Bobby Knight (Ohio State 1962)
INDIANA RECORD: 296-93 (13 years)
CAREER RECORD: 398-143 (19 years)
1983-84 RECORD: 22-9, 13-5 (3rd)
ASSISTANT COACHES: Jim Crews, John Smith, Royce Waltman, Joby Wright
SID: Kit Klingelhoff (812-335-2421)
Home: (812-332-4990)
LETTERMEN LOST/RETURNING: 2/10
SERIES RECORD: 63-46 Indiana

HOOSIER OUTLOOK

Coach **Bobby Knight** has all five starters returning from a team that finished third in the conference and came within a game of making it to the Final Four. In the backcourt leading scorer **Steve Alford** (15.5) returns along with junior **Stew Robinson** (7.9). Veteran **Dan Dakich** (3.9) adds depth along with **Winston Morgan** (6.7). Returning at the forward spots are sophomore **Marty Simmons** (9.4) and junior **Mike Giomi** (8.7). Oshkosh native **Todd Meier** (2.9) and **Daryl Thomas** (2.8) also return at forward. In the center spot **Uwe Blab** (11.8) returns for his senior season. Top newcomers this season include guards **Delray Brooks** and **Joe Hillman**, forwards **Steve Eyl**, **Brian Sloan**, and **Kreigh Smith** and center **Magnus Pelkowski**. The Hoosiers once again appear to be national contenders in 1984-85.




BOB KNIGHT



TROY TAYLOR

1984-85 SCHEDULE

- Nov. 24 Lafayette
- Dec. 1 Arkansas
- Dec. 8 at Connecticut
- Dec. 11 at Maryland
- Dec. 15 Tulane
- Dec. 19 Central Florida
- Dec. 22 Missouri
- Dec. 27 at Citrus Classic (Orlando, FL)
- Dec. 28 at Stetson, Florida A&M, and Tennessee-Chattanooga
- Jan. 3 at Michigan State
- Jan. 5 at Michigan
- Jan. 9 Wisconsin
- Jan. 12 Northwestern
- Jan. 17 Indiana
- Jan. 23 at Illinois
- Jan. 26 at Purdue
- Jan. 31 Minnesota
- Feb. 2 Iowa
- Feb. 7 at Northwestern
- Feb. 9 at Wisconsin
- Feb. 14 at Indiana
- Feb. 16 at Northeastern (Meadowlands)
- Feb. 21 Purdue
- Feb. 23 Illinois
- Feb. 28 at Iowa
- Mar. 2 at Minnesota
- Mar. 6 Michigan
- Mar. 9 Michigan State



STEVE ALFORD

1984-85 SCHEDULE

- Nov. 14 Yugoslavian National Team (Exhibition)
- Nov. 24 Louisville
- Dec. 1 Ohio University
- Dec. 4 at Notre Dame
- Dec. 8 Kentucky
- Dec. 11 at Iowa State
- Dec. 14 Indiana Classic
- Dec. 15 Indiana, St. Joseph's, Stetson, W. Kentucky
- Dec. 22 at Kansas State
- Dec. 29 Hoosier Classic
- Dec. 30 Market Square Arena, Indianapolis, IN Indiana, Arizona St., U. of Florida, Miami (Ohio)
- Jan. 2 at Michigan
- Jan. 5 at Michigan State
- Jan. 10 Northwestern
- Jan. 12 Wisconsin
- Jan. 19 at Ohio State
- Jan. 24 at Purdue
- Jan. 27 at Illinois
- Jan. 31 Iowa
- Feb. 2 Minnesota
- Feb. 7 at Wisconsin
- Feb. 9 at Northwestern
- Feb. 14 Ohio State
- Feb. 21 Illinois
- Feb. 23 Purdue
- Feb. 28 at Minnesota
- Mar. 3 at Iowa
- Mar. 7 Michigan State
- Mar. 10 Michigan

UNIVERSITY OF ILLINOIS


Jan. 17, 7:35 p.m. CST, Wisconsin Fieldhouse
Feb. 16, 8:00 p.m. CST, Champaign, IL



LOCATION: Champaign, IL 61820
ENROLLMENT: 34,500
NICKNAME: Fighting Illini
COLORS: Orange and Blue
ARENA: Assembly Hall (16,153)
CONFERENCE: Big Ten
ATHLETIC DIRECTOR: Neale Stoner
HEAD COACH: Lou Henson (New Mexico State 1955)
ILLINOIS RECORD: 170-100 (9 years)
CAREER RECORD: 410-207 (22 years)
1983-84 RECORD: 26-5, 15-3 (1st tie)
ASSISTANT COACHES: Dick Nagy, Jimmy Collins, Bob Hull
SID: Tab Bennett (217-333-1390)
Home: (217-359-4784)
LETTERMEN LOST/RETURNING: 2/8
SERIES RECORD: 79-53 Illinois

ILLINI OUTLOOK


The Illini return four starters from a team that finished in a first place tie in the Big Ten and made the finals of the Midwest Regional in the NCAA Tournament. Junior **Bruce Douglas** (12.9) will again quarterback the Illini. **Doug Altenberger** (11.4) returns to fill the other guard spot. 6-9 **Efrem Winters** (14.7) and 6-8 **George Montgomery** (9.7) will once again start in the front court. **Scott Meents** (5.2), one of last year's top reserves, also returns as does 1982-83 starter, 6-9 **Anthony Welch**. Top newcomers include a pair of seven-footers in **Olaf Blab** and **Jens Kujawa**. Other new players include guards **Scott Haffner** and **Glynn Blackwell**, and forward **Ken Norman**.



LOU HENSON

1984-85 SCHEDULE

Nov. 17 Hall of Fame Tip-Off Classic
Nov. 23 Great Alaska Shootout
24 (Maryland, Tennessee,
25 Oregon, Kansas,
Alabama-Birmingham,
Idaho State)
Nov. 28 Chicago State
Dec. 1 Oklahoma
Dec. 4 Cal State-Chico
Dec. 6 at Missouri
Dec. 7 Illini Classic (New Mexico
8 St., American, Columbia)
Dec. 15 South Carolina State
Dec. 18 at Cincinnati
Dec. 22 Loyola (IL)
Jan. 3 at Minnesota
Jan. 5 at Iowa
Jan. 10 Michigan
Jan. 12 Michigan State
Jan. 17 at Wisconsin
Jan. 19 at Northwestern
Jan. 23 Ohio State
Jan. 27 Indiana
Jan. 30 at Purdue
Feb. 3 at Houston
Feb. 7 at Michigan State
Feb. 9 at Michigan
Feb. 14 Northwestern
Feb. 16 Wisconsin
Feb. 21 at Indiana
Feb. 23 at Ohio State
Mar. 2 Purdue
Mar. 7 Iowa
Mar. 9 Minnesota



BRUCE DOUGLAS

PURDUE UNIVERSITY


Jan. 19, 1:05 p.m. CST, Wisconsin Fieldhouse
Feb. 14, 6:35 p.m. CST, West LaFayette, IN



LOCATION: West LaFayette, IN 47907
ENROLLMENT: 31,856
NICKNAME: Boilermakers
COLORS: Old Gold and Black
ARENA: Mackey Arena (14,123)
CONFERENCE: Big Ten
ATHLETIC DIRECTOR: George S. King, Jr.
HEAD COACH: Gene Keady (Kansas State 1958)
PURDUE RECORD: 82-41 (4 years)
CAREER RECORD: 120-60 (6 years)
1983-84 RECORD: 22-7 (tie for 1st)
ASSISTANT COACHES: Bruce Weber, Paul Curtis, Tony Branch
SID: Jim Vrugink (317-494-3200)
Home: (317-463-6570)
LETTERMEN LOST/RETURNING: 7/5
SERIES RECORD: 72-48 Purdue

BOILERMAKER OUTLOOK


Only two starters return from a Purdue team that last year shared the Big Ten title. **Steve Reid** (12.3 ppg) and **Mark Atkinson** (8.1 ppg), both seniors, are expected to lead the Boilermakers this year with the help of other experienced players. The other veterans include 6-6 senior forward **James Bullock** (8.7 ppg), 6-5 **Herb Robinson**, 7-0 **Joe Gampfer**, **Mack Gadis**, and **Tim Fisher**. Coach **Gene Keady** should also get help from newcomers like Indiana's co-Mr. Basketball **Troy Lewis**, 6-6 **Dave Stack**, 6-9 **Robert Littlejohn**, 6-2 **Everette Stephens**, 6-6 **Todd Mitchell**, and 6-9 **Jeff Arnold**.



GENE KEADY

1984-85 SCHEDULE

Nov. 24 at University of Tampa
Nov. 27 Athletes in Action
Dec. 1 Kentucky
Dec. 5 Miami (Ohio)
Dec. 8 South Carolina
Dec. 15 Fredonia State
Dec. 17 Evansville
Dec. 20 Southern Illinois
Dec. 22 Southeast Missouri State
Dec. 28 Sun Bowl Classic (El Paso,
29 TX) Miss. State, El Paso,
Wake Forest
Jan. 3 at Iowa
Jan. 5 at Minnesota
Jan. 10 Michigan State
Jan. 12 Michigan
Jan. 16 at Northwestern
Jan. 19 at Wisconsin
Jan. 24 Indiana
Jan. 26 Ohio State
Jan. 30 Illinois
Feb. 7 at Michigan
Feb. 9 at Michigan State
Feb. 14 Wisconsin
Feb. 16 Northwestern
Feb. 21 at Ohio State
Feb. 23 at Indiana
Mar. 2 at Illinois
Mar. 7 Minnesota
Mar. 9 Iowa



STEVE REID

UNIVERSITY OF MINNESOTA


Jan. 24, 8:05 p.m. CST, Minneapolis, MN
Feb. 24, 1:05 p.m. CST, Madison, WI



LOCATION: Minneapolis, MN
ENROLLMENT: 47,000
NICKNAME: Golden Gophers
COLORS: Maroon and Gold
ARENA: Williams Arena
CONFERENCE: Big Ten
ATHLETIC DIRECTOR: Paul Giel
HEAD COACH: Jim Dutcher (Michigan 1955)
MINNESOTA RECORD: 164-91 (9 years)
CAREER RECORD: 286-141 (15 years)
1983-84 RECORD: 15-13, 6-12 (7th)
ASSISTANT COACHES: Jimmy Williams, Flip Saunders
SID: Nick Vista (612-757-5236)
Home: (612-757-1538)
LETTERMEN LOST/RETURNING: 3/6
SERIES RECORD: 79-61 Minnesota

GOPHER OUTLOOK


Coach **Jim Dutcher's** Golden Gophers will go into the 1984-85 season having to place a great deal of responsibility on relatively inexperienced, young players. However, team captain **Tommy Davis**, Minnesota's leading scorer a year ago (16.0 ppg), returns to give the Gophers the veteran leadership they will need to contend for a share of the Big Ten title. Joining Davis in the backcourt is junior **Marc Wilson** (11.3 ppg), and **Gerald Jackson**. The Gophers' front line lost its two starting forwards to graduation, and has only returning starter **John Shasky** at center and **Kevin Smith** at forward as returnees with sufficient Big Ten experience. Dutcher will look to **Paul Van Den Einde**, **Dave Holmgren**, and a large freshman class to fill the void in the front court.



JIM DUTCHER

1984-85 SCHEDULE

Nov. 24 Wisconsin-Green Bay
Nov. 28 Connecticut
Dec. 1 Montana State
Dec. 8 Princeton
Dec. 11 at Indiana State
Dec. 15 at Oregon
Dec. 17 at Arizona
Dec. 20 at Arkansas
Dec. 22 Detroit
Dec. 26 Marquette
Jan. 3 Illinois
Jan. 5 Purdue
Jan. 12 Iowa
Jan. 17 at Michigan
Jan. 19 at Michigan State
Jan. 24 Wisconsin
Jan. 26 Northwestern
Jan. 31 at Ohio State
Feb. 2 at Indiana
Feb. 6 at Iowa
Feb. 13 Michigan State
Feb. 16 Michigan
Feb. 21 at Northwestern
Feb. 24 at Wisconsin
Feb. 28 Indiana
Mar. 2 Ohio State
Mar. 7 at Purdue
Mar. 9 at Illinois



TOMMY DAVIS

UNIVERSITY OF IOWA


Jan. 26, 1:05 p.m. CST, Iowa City, IA
Feb. 20, 7:05 p.m. CST, Wisconsin Fieldhouse



LOCATION: Iowa City, IA 52242
ENROLLMENT: 30,000
NICKNAME: Hawkeyes
COLORS: Old Gold and Black
ARENA: Carver-Hawkeye (15,450)
CONFERENCE: Big Ten
ATHLETIC DIRECTOR: Bump Elliott
HEAD COACH: George Raveling (Villanova 1960)
IOWA RECORD: 13-15 (1 year)
CAREER RECORD: 180-151 (12 years)
1983-84 RECORD: 15-15, 6-12 (7th tie)
ASSISTANT COACHES: Joedy Gardner, Ron Righter, Brian Hammel
SID: George Wine (319-353-3038)
Home: (319-337-3933)
LETTERMEN LOST/RETURNING: 4/7
SERIES RECORD: 56-48 Iowa

HAWKEYE OUTLOOK


Coach **George Raveling** returns three starters from last year's 13-15 team. The "Twin Towers" of 6-10 senior **Greg Stokes** (14.9 ppg, 6.9 rpg) and 6-11 senior **Michael Payne** (9.3 ppg, 6.7 rpg) will return in the forecourt along with 7-0 junior **Brad Lohaus** (6.8 ppg, 5.2 rpg). At the guard spots, Coach Raveling returns another starter—6-2 senior **Todd Berkenpas** (3.9), and also 6-4 junior **Andre Banks** (4.5). The Hawkeyes have some depth on their bench this year with newcomers **Al Lorenzen**, a 6-8 forward, **Clarence Jones**, a 6-7 guard, and **Gerry Wright**, a 6-7 forward transfer from USC.



GEORGE RAVELING

1984-85 SCHEDULE

Nov. 24 Arkansas-Little Rock
Nov. 26 Gonzaga
Nov. 28 Morehead State
Dec. 1 George Mason
Dec. 4 Iowa State
Dec. 7 Amana-Hawkeye Classic
8 (Iowa, Texas Tech., Boston University, USC)
Dec. 12 Georgia State
Dec. 15 Illinois Wesleyan
Dec. 22 South Carolina
Dec. 25 at Rainbow Classic
26 (Honolulu, Hawaii) Iowa
27 vs. Maryland, Iowa State
28 vs. Washington, Arkansas
vs. Georgia Tech, Cornell
vs. Hawaii in first round
Jan. 3 Purdue
Jan. 5 Illinois
Jan. 10 at Minnesota
Jan. 17 at Michigan State
Jan. 19 at Michigan
Jan. 24 Northwestern
Jan. 26 Wisconsin
Jan. 31 at Indiana
Feb. 2 at Ohio State
Feb. 7 Minnesota
Feb. 14 Michigan State
Feb. 16 Michigan
Feb. 21 at Wisconsin
Feb. 23 at Northwestern
Feb. 28 Ohio State
Mar. 2 Indiana
Mar. 7 at Illinois
Mar. 9 at Purdue



GREG STOKES

MICHIGAN STATE UNIVERSITY

Jan. 31, 7:35 p.m. CST, Wisconsin Fieldhouse
Mar. 2, 2:00 p.m. CST, East Lansing, MI



LOCATION: East Lansing, MI 48824
ENROLLMENT: 40,122
NICKNAME: Spartans
COLORS: Green and White
ARENA: Jenison Field House (10,004)
CONFERENCE: Big Ten
ATHLETIC DIRECTOR: Doug Weaver
HEAD COACH: Jud Heathcote
(Washington State 1950)
MICHIGAN STATE RECORD: 131-98 (8 years)
CAREER RECORD: 211-151 (13 years)
1983-84 RECORD: 15-13, 8-10 (5th, tie)
ASSISTANT COACHES: Mike Deane, Herb Williams, Tom Izzo
SID: Nick Vista (517-335-2271)
Home: (517-332-1602)
LETTERMEN LOST/RETURNING: 4/9
SERIES RECORD: 38-35 Wisconsin

SPARTAN OUTLOOK


Coach **Jud Heathcote** has three returning starters from last year's 15-13 squad. Back are guards **Scott Skiles** (Jr., 14.5 ppg) and **Sam Vincent** (Sr., 15.6 ppg), and 6-8 forward **Larry Polec** (Jr., 6.0 ppg, 3.9 rpg). Senior center **Richard Mudd** should be challenged by 6-11 newcomer **Mario Izzo**, with 6-8 senior **Ken Johnson** (8.5 ppg, 6.9 rpg) grabbing the other starting forward spot. Also helping out should be 6-2 guard **Darryl Johnson**, and two freshmen forwards—6-8 **Scott Sekal**, and 6-9 **Jim Sarkine**.



JUD HEATHCOTE

1984-85 SCHEDULE

Nov. 24 at Canisius
Nov. 30 Spartan Cutlass Classic
Dec. 1 Army vs. Central Michigan and Michigan State vs. Western Michigan in 1st round
Dec. 10 St. Peter's
Dec. 12 at Western Illinois
Dec. 15 Missouri
Dec. 18 at George Washington
Dec. 22 at Illinois-Chicago
Dec. 28 Cabrillo Classic (San Diego, CA) Michigan State vs. Boston College and San Diego State vs. Texas Christian in 1st round
Jan. 3 Ohio State
Jan. 5 Indiana
Jan. 10 at Purdue
Jan. 12 at Illinois
Jan. 17 Iowa
Jan. 19 Minnesota
Jan. 24 at Michigan
Jan. 31 at Wisconsin
Feb. 2 at Northwestern
Feb. 7 Illinois
Feb. 9 Purdue
Feb. 13 at Minnesota
Feb. 16 at Iowa
Feb. 21 Michigan
Feb. 27 Northwestern
Mar. 2 Wisconsin
Mar. 7 at Indiana
Mar. 9 at Ohio State



SAM VINCENT

UNIVERSITY OF MICHIGAN


Feb. 2, 3:00 p.m. CST, Wisconsin Fieldhouse
Feb. 28, 6:30 p.m. CST, Ann Arbor, MI



LOCATION: Ann Arbor, MI 48109-2201
ENROLLMENT: 34,432
NICKNAME: Wolverines
COLORS: Maize and Blue
ARENA: Crisler Arena (13,609)
CONFERENCE: Big Ten
ATHLETIC DIRECTOR: Don Canham
HEAD COACH: Bill Frieder (Michigan 1964)
MICHIGAN RECORD: 64-54 (4 years)
CAREER RECORD: 64-54 (4 years)
1983-84 RECORD: 23-10, 10-8 (4th)
ASSISTANT COACHES: Steve Fisher, Mike Boyd, Dave Hammer
SID: Bruce Madej (313-763-1381)
LETTERMEN LOST/RETURNING: 5/8
SERIES RECORD: 59-44 Michigan

WOLVERINE OUTLOOK


Coach **Bill Frieder** returns three starters from last year's NIT Championship Team. Junior center **Roy Tarpley** (12.5) came on strong at the end of the season. Also returning to the frontcourt are **Richard Rellford** (7.8), **Butch Wade** (5.4), and **Robert Henderson** (1.6). Exciting **Antoine Joubert** (9.0) returns for his second season and will play alongside veteran **Leslie Rockymore** (7.3). Michigan lost guard Eric Turner and center Tim McCormick to the NBA but should have enough people returning to field another strong team.



BILL FRIEDER

1984-85 SCHEDULE

Nov. 26 Detroit
Dec. 1 Georgia
Dec. 5 Youngstown State
Dec. 8 at Dayton
Dec. 10 Western Michigan
Dec. 12 Eastern Michigan
Dec. 15 Northern Michigan
Dec. 17 Alcorn State
Dec. 22 Rutgers
Dec. 29 at Tennessee
Jan. 2 Indiana
Jan. 5 Ohio State
Jan. 10 at Illinois
Jan. 12 at Purdue
Jan. 17 Minnesota
Jan. 19 Iowa
Jan. 24 Michigan State
Jan. 31 at Northwestern
Feb. 2 at Wisconsin
Feb. 7 Purdue
Feb. 9 Illinois
Feb. 14 at Iowa
Feb. 16 at Minnesota
Feb. 21 at Michigan State
Feb. 28 Wisconsin
Mar. 2 Northwestern
Mar. 6 at Ohio State
Mar. 9 at Indiana



ROY TARPLEY

ALL TIME SCORES WITH 1984-85 OPPONENTS

* Overtime ** Double overtime *** Triple overtime

ILLINOIS

Date	Place	Wis.	Opp.
Mar. 3, 1906	Urbana	36	32
Mar. 10, 1906	Madison	1	0†
Jan. 16, 1907	Champaign	22	16
Feb. 1, 1907	Madison	47	13
Jan. 18, 1908	Champaign	28	20
Mar. 9, 1908	Madison	27	14
Jan. 16, 1909	Champaign	19	28
Jan. 22, 1909	Madison	20	10
Jan. 15, 1910	Madison	28	16
Jan. 21, 1910	Urbana	14	34
Jan. 21, 1911	Madison	20	17
Mar. 11, 1911	Champaign	18	21
Jan. 13, 1912	Madison	27	10
Mar. 15, 1912	Urbana	23	15
Jan. 11, 1913	Urbana	16	15
Feb. 21, 1913	Madison	18	13
Jan. 10, 1914	Urbana	26	25
Feb. 20, 1914	Madison	29	16
Feb. 8, 1915	Urbana	19	39
Feb. 13, 1915	Madison	17	19
Jan. 22, 1916	Urbana	20	27
Feb. 19, 1916	Madison	34	14
Jan. 20, 1917	Madison	25	14
Feb. 24, 1917	Urbana	17	20
Jan. 19, 1918	Champaign	22	21
Feb. 23, 1918	Madison	23	15
Jan. 25, 1919	Madison	15	25
Feb. 15, 1919	Urbana	14	16
Jan. 24, 1920	Urbana	20	43
Feb. 21, 1920	Madison	33	29
Jan. 22, 1921	Madison	23	18
Feb. 19, 1921	Champaign	9	17
Feb. 10, 1922	Madison	25	23
Feb. 27, 1922	Champaign	35	37
Feb. 16, 1924	Madison	13	12
Feb. 25, 1924	Champaign	20	31
Feb. 21, 1925	Urbana	25	35
Mar. 9, 1925	Madison	24	9
Feb. 28, 1927	Champaign	28	32
Mar. 5, 1927	Madison	39	13
Jan. 16, 1928	Madison	33	34
Mar. 9, 1928	Champaign	32	22
Jan. 18, 1930	Madison	14	9
Feb. 24, 1930	Madison	23	17
Jan. 5, 1931	Champaign	12	9
Jan. 24, 1931	Madison	30	20
Feb. 11, 1933	Champaign	25	38
Feb. 20, 1933	Madison	15	29
Jan. 6, 1934	Champaign	17	20
Feb. 17, 1934	Madison	28	22
Jan. 11, 1936	Madison	27	29
Feb. 15, 1936	Champaign	20	36
Jan. 9, 1937	Madison	28	31
Feb. 22, 1937	Champaign	31	48
Jan. 21, 1939	Madison	34	37
Feb. 19, 1940	Champaign	35	37
Feb. 15, 1941	Madison	46	30
Jan. 3, 1942	Madison	40	55
Feb. 23, 1942	Champaign	43	45
Jan. 11, 1943	Madison	40	52
Feb. 20, 1943	Champaign	26	50
Jan. 3, 1944	Madison	43	45*
Jan. 7, 1944	Champaign	43	38
Jan. 1, 1946	Madison	31	38
Feb. 18, 1946	Champaign	53	72
Jan. 1, 1947	Madison	53	47
Jan. 25, 1947	Champaign	37	63
Jan. 3, 1948	Madison	52	47
Jan. 24, 1948	Champaign	36	57
Jan. 3, 1949	Champaign	50	62
Feb. 5, 1949	Madison	54	61
Jan. 2, 1950	Madison	59	50
Feb. 25, 1950	Champaign	58	76
Jan. 1, 1951	Madison	69	71*
Feb. 10, 1951	Champaign	52	63
Jan. 7, 1952	Champaign	49	53
Mar. 8, 1952	Madison	58	48

Jan. 10, 1953	Champaign	61	71
Feb. 7, 1953	Madison	61	65
Feb. 13, 1954	Madison	64	70*
Feb. 22, 1954	Champaign	64	66
Jan. 1, 1955	Champaign	79	64
Feb. 19, 1955	Madison	71	99
Jan. 9, 1956	Champaign	77	96
Jan. 12, 1957	Madison (TV)	63	79
Jan. 4, 1958	Madison	59	64
Jan. 13, 1958	Champaign	71	70
Jan. 5, 1959	Madison	51	77
Feb. 16, 1959	Champaign	54	93
Feb. 20, 1960	Madison	75	63
Feb. 6, 1961	Champaign	73	77
Jan. 29, 1962	Champaign	85	81
Feb. 19, 1962	Madison	103	101
Feb. 11, 1963	Madison	84	77
Feb. 23, 1963	Champaign (TV)	77	89
Mar. 7, 1964	Champaign	73	97
Dec. 15, 1964	Madison	56	70
Dec. 14, 1965	Madison	70	90
Jan. 11, 1966	Champaign	64	80
Dec. 19, 1966	Champaign	74	87
Mar. 11, 1967	Madison	102	92
Feb. 6, 1968	Madison	60	68
Feb. 1, 1969	Champaign	73	86
Jan. 3, 1970	Madison	69	74
Feb. 3, 1970	Champaign	66	65
Jan. 12, 1971	Champaign	82	84
Feb. 23, 1971	Madison	88	84
Feb. 26, 1972	Champaign	86	91
Mar. 11, 1972	Madison	97	84
Jan. 8, 1973	Champaign	74	76
Feb. 10, 1973	Madison	99	88
Jan. 19, 1974	Madison	101	75
Jan. 13, 1975	Champaign	56	72
Feb. 10, 1975	Madison	76	70
Jan. 12, 1976	Champaign	61	71
Feb. 9, 1976	Madison	59	70
Feb. 3, 1977	Champaign	71	81
Feb. 12, 1977	Madison	62	50
Feb. 2, 1978	Champaign	71	74
Feb. 11, 1978	Madison	80	73
Jan. 18, 1979	Madison	74	81
Feb. 15, 1979	Champaign	64	81
Jan. 19, 1980	Madison	64	69
Feb. 7, 1980	Champaign	50	67
Jan. 24, 1981	Champaign	54	45
Feb. 12, 1981	Madison	65	84
Feb. 4, 1982	Champaign	54	88
Feb. 13, 1982	Madison	60	68
Jan. 8, 1983	Madison	54	61
Mar. 10, 1983	Champaign	64	71
Jan. 7, 1984	Madison	62	63*
Mar. 10, 1984	Champaign	57	81

Wisconsin Won 53, Lost 79

Games at Madison—68; Wis. 38-30

Games at Champaign—64; Wis. 15-49

† Forfeited game

HIGHLIGHTS OF WISCONSIN ILLINOIS SERIES

Longest Winning Streak: by Wisconsin—at Madison 9, March 10, 1906 to Feb. 20, 1914. At Champaign 3 (1) March 3, 1906 to January 18, 1908; (2) March 15, 1912 to January 10, 1914; (3) March 9, 1928 to Jan. 5, 1931. By Illinois—At Madison 6, Feb. 7, 1953 to Jan. 5, 1959 and Jan. 18, 1979 to Jan. 7, 1984 (in progress). At Champaign 9, Feb. 18, 1946 to Feb. 22, 1954.

Longest Winning Streak at Home and Away: by Wisconsin-6, (1) March 3, 1906 to March 9, 1908; (2) Jan. 13, 1912 to Feb. 20, 1914. By Illinois-6, (1) Jan. 11, 1936 to Feb. 19, 1940; (2) Feb. 23, 1963 to Dec. 19, 1966; (3) Feb. 4, 1982 to Mar. 10, 1984 (in progress).

Most Points by One Team, One Game—103 by Wisconsin (Feb. 19, 1962)

Most Points by Both Teams, One Game—204. Feb. 1, 1962 (Wisconsin 103, Illinois 101).

Largest Victory Margin: 39, Illinois, Feb. 16, 1959 (93-54) 34, Wisconsin, Feb. 1, 1907 (47-13).

INDIVIDUAL SCORING

For Wisconsin—30 by Mark Zubor, Dec. 15, 1964 (at Madison); Joe Franklin, Mar. 11, 1967 (at Madison).

For Illinois—36, by Greg Jackson, Feb. 1, 1969 (at Champaign).

INDIANA

Date	Place	Wis.	Opp.
Jan. 29, 1910	Madison	11	13
Mar. 7, 1910	Bloomington	33	8
Feb. 3, 1911	Madison	51	9
Mar. 10, 1911	Bloomington	18	21
Feb. 17, 1912	Madison	51	10
Mar. 16, 1912	Bloomington	32	21
Feb. 13, 1913	Bloomington	30	19
Feb. 27, 1913	Madison	48	10
Jan. 12, 1914	Bloomington	57	15
Feb. 24, 1914	Madison	46	24
Jan. 9, 1915	Bloomington	39	18
Jan. 18, 1915	Madison	47	15
Mar. 6, 1917	Madison	29	14
Mar. 15, 1917	Bloomington	18	16
Feb. 24, 1919	Madison	29	16
Mar. 15, 1919	Bloomington	12	22
Jan. 8, 1923	Bloomington	17	10
Mar. 12, 1923	Madison	35	17
Jan. 5, 1924	Bloomington	23	21
Jan. 14, 1924	Madison	28	27
Jan. 11, 1926	Madison	33	31
Mar. 9, 1926	Bloomington	20	35
Jan. 8, 1927	Madison	23	28
Feb. 26, 1927	Bloomington	23	31
Jan. 14, 1929	Madison	24	20
Feb. 16, 1929	Bloomington	27	25
Jan. 23, 1930	Bloomington	23	21*
Mar. 8, 1930	Madison	34	23
Feb. 15, 1932	Bloomington	21	33
Mar. 5, 1932	Madison	35	26
Jan. 14, 1933	Bloomington	38	37
Feb. 18, 1933	Madison	28	29*
Jan. 12, 1935	Bloomington	30	23
Feb. 16, 1935	Madison	37	27*
Jan. 20, 1936	Madison	24	26
Feb. 22, 1936	Bloomington	21	54
Feb. 7, 1938	Bloomington	44	47
Feb. 28, 1938	Madison	34	32
Jan. 14, 1939	Bloomington	19	43
Jan. 15, 1940	Madison	34	40
Feb. 24, 1941	Bloomington	38	30
Jan. 5, 1942	Bloomington	34	38
Jan. 24, 1942	Madison	42	36
Feb. 13, 1943	Madison	44	51
Feb. 15, 1943	Madison	57	53
Feb. 11, 1944	Bloomington	62	43
Feb. 12, 1944	Bloomington	52	31
Jan. 11, 1947	Madison	70	49
Jan. 10, 1948	Bloomington	58	54
Jan. 15, 1949	Madison	58	48
Jan. 7, 1950	Bloomington	59	61
Mar. 5, 1951	Bloomington	58	68
Feb. 23, 1952	Madison	48	63
Feb. 9, 1953	Bloomington	48	66
Feb. 16, 1953	Madison	70	72
Jan. 4, 1954	Bloomington	67	70
Jan. 16, 1954	Madison	74	90
Jan. 15, 1955	Madison	77	66
Feb. 7, 1955	Bloomington	58	65
Jan. 7, 1956	Madison (TV)	71	75
Feb. 13, 1956	Bloomington	69	67
Jan. 7, 1957	Bloomington	68	79
Feb. 23, 1957	Madison	74	85
Feb. 10, 1958	Madison	87	93
Mar. 7, 1959	Bloomington	71	97
Feb. 6, 1960	Madison	85	97
Feb. 13, 1960	Bloomington	71	91
Feb. 18, 1961	Madison	84	98

Mar. 6, 1961	Bloomington	69	80
Feb. 12, 1962	Bloomington	105	94
Feb. 25, 1963	Madison	102	96
Feb. 17, 1964	Madison	80	82**
Feb. 24, 1964	Bloomington	82	108
Feb. 20, 1965	Bloomington (TV)	87	100
Mar. 8, 1965	Madison	73	92
Feb. 7, 1966	Madison	79	78
Feb. 11, 1967	Bloomington	81	93
Feb. 10, 1968	Madison (TV)	95	83
Mar. 5, 1968	Bloomington	85	93
Feb. 4, 1969	Madison	63	65
Feb. 25, 1969	Bloomington	84	101
Feb. 17, 1970	Bloomington	77	89
Mar. 2, 1971	Madison	94	87**
Jan. 15, 1972	Bloomington	66	64*
Feb. 12, 1972	Madison	76	84*
Jan. 6, 1973	Madison	64	78
Feb. 24, 1973	Bloomington	55	57
Jan. 12, 1974	Bloomington	51	52
Feb. 11, 1974	Madison	63	81
Jan. 20, 1975	Madison	69	89
Feb. 17, 1975	Bloomington	58	93
Jan. 31, 1976	Bloomington	61	114
Feb. 24, 1976	Madison	67	96
Jan. 15, 1977	Madison	64	79
Feb. 24, 1977	Bloomington	66	64
Jan. 14, 1978	Madison	78	65
Feb. 23, 1978	Bloomington	54	58
Jan. 25, 1979	Bloomington	61	82
Feb. 17, 1979	Madison	62	68*
Jan. 5, 1980	Madison	52	50
Feb. 28, 1980	Bloomington	52	61
Feb. 5, 1980	Bloomington	64	89
Feb. 14, 1981	Madison	52	59
Jan. 28, 1982	Madison	56	62
Feb. 18, 1982	Bloomington	57	88
Feb. 3, 1983	Bloomington	73	83
Feb. 12, 1983	Madison	56	75
Feb. 4, 1984	Madison	67	81
Feb. 9, 1984	Bloomington	64	74

Wisconsin Won 46, Lost 63

Games at Madison—54; Wis. 26-28

Games at Bloomington—55; Wis. 20-35

HIGHLIGHTS OF WISCONSIN-INDIANA SERIES

Longest Winning Streak: By Wisconsin—At Madison 7, Mar. 7, 1910 to Mar. 6, 1917. At Bloomington 8, Mar. 16, 1912 to Jan. 5, 1924. By Indiana—At Madison 4, Jan. 7, 1956 to Feb. 6, 1970 and Feb. 14, 1981 to Feb. 4, 1984. At Bloomington 7, Feb. 23, 1978 to Feb. 4, 1984 (in progress).

Longest Winning Streak at Home and Away: by Wisconsin—11, Feb. 17, 1912 to Feb. 24, 1919. By Indiana—9, Feb. 28, 1980 to Feb. 9, 1984 (in progress).

Most Points by One Team, One Game—114 by Indiana Jan. 31, 1976.

Most Points by Both Teams, One Game—199 Feb. 12, 1962 (Wisconsin 105, Indiana 94)

Largest Victory Margin—53, Indiana, Jan. 31, 1976 (114-61); 42, Wisconsin, Feb. 3, 1911 (51-9); 42 Wisconsin Jan. 12, 1914 (57-15).

INDIVIDUAL SCORING

For Wisconsin—42 by Ken Barnes, Mar. 8, 1965 (at Madison). **For Indiana—**44, by Jim Rayl, Feb. 12, 1962 (at Bloomington, Ind.).

IOWA

Date	Place	Wis.	Opp.
Mar. 1, 1909	Madison	30	9
Jan. 5, 1912	Iowa City	38	12
Feb. 12, 1912	Madison	30	5
Jan. 10, 1916	Iowa City	36	31*
Feb. 28, 1916	Madison	39	17
Jan. 8, 1918	Iowa City	36	22
Jan. 21, 1918	Iowa City	34	19
Feb. 10, 1919	Madison	29	18
Mar. 10, 1919	Iowa City	27	29
Jan. 5, 1920	Iowa City	35	18
Jan. 10, 1920	Madison	20	21
Jan. 7, 1922	Iowa City	18	15

Feb. 13, 1922	Madison	18	24
Mar. 8, 1924	Iowa City	19	22
Mar. 11, 1924	Madison	36	26
Feb. 16, 1925	Madison	16	15
Mar. 3, 1925	Iowa City	25	23
Feb. 22, 1927	Madison	24	21
Mar. 11, 1927	Iowa City	17	26
Feb. 20, 1928	Madison	31	21
Mar. 3, 1928	Madison	20	17
Feb. 16, 1930	Madison	17	19
Jan. 17, 1931	Madison	24	13
Jan. 9, 1933	Madison	21	19
Feb. 13, 1933	Iowa City	25	31
Jan. 8, 1934	Iowa City	26	32
Mar. 3, 1934	Madison	35	32
Jan. 13, 1936	Madison	27	21
Feb. 17, 1936	Iowa City	25	32
Jan. 18, 1937	Madison	29	23
Feb. 20, 1937	Iowa City	35	43
Jan. 7, 1939	Madison	28	24
Feb. 19, 1940	Iowa City	35	37
Jan. 11, 1941	Madison	49	35
Jan. 10, 1942	Iowa City	45	49
Mar. 7, 1942	Madison	62	45
Feb. 19, 1945	Iowa City	53	54
Feb. 24, 1945	Madison	38	68
Jan. 7, 1946	Iowa City	50	57
Feb. 16, 1946	Madison	39	44
Jan. 4, 1947	Iowa City	63	62
Feb. 3, 1947	Madison	60	53
Jan. 12, 1948	Madison	60	51
Feb. 21, 1948	Iowa City	40	62
Feb. 19, 1949	Iowa City	60	61
Feb. 28, 1949	Madison	80	47
Feb. 13, 1950	Iowa City	66	62*
Feb. 18, 1950	Madison	53	44
Feb. 17, 1951	Madison	60	73
Mar. 3, 1952	Iowa City	78	75
Dec. 15, 1952	Madison	75	70
Dec. 29, 1952	Iowa City	66	83
Jan. 9, 1954	Iowa City	54	71
Jan. 3, 1955	Madison	69	86
Feb. 6, 1956	Madison	74	78
Feb. 18, 1956	Iowa City	66	80
Jan. 19, 1957	Madison	47	70
Mar. 9, 1957	Iowa City (TV)	60	59
Feb. 17, 1958	Iowa City	61	74
Feb. 14, 1959	Madison	84	94
Jan. 4, 1960	Madison	64	71
Feb. 15, 1960	Iowa City	63	58
Jan. 9, 1961	Madison	68	76
Feb. 13, 1961	Iowa City	61	63
Jan. 6, 1962	Madison (TV)	91	79
Mar. 10, 1962	Iowa City	64	81
Jan. 14, 1963	Iowa City	56	65
Mar. 4, 1963	Madison	75	69
Jan. 13, 1964	Madison	79	61
Jan. 4, 1965	Iowa City	62	92
Jan. 8, 1966	Madison	69	68
Feb. 26, 1966	Iowa City	70	80
Feb. 18, 1967	Iowa City	96	95***
Mar. 7, 1967	Madison	87	90*
Feb. 17, 1968	Iowa City	61	69
Mar. 8, 1969	Madison	84	74
Jan. 10, 1970	Madison	74	92
Feb. 10, 1970	Iowa City	100	119
Feb. 6, 1971	Madison	91	93
Feb. 27, 1971	Iowa City	89	83
Jan. 8, 1972	Madison	81	80
Feb. 17, 1973	Iowa City	76	100
Feb. 9, 1974	Madison (TV)	113	87
Mar. 4, 1974	Iowa City	74	58
Feb. 1, 1975	Madison	86	85*
Mar. 1, 1975	Iowa City	68	75
Jan. 17, 1976	Madison (TV)	71	81
Feb. 14, 1976	Iowa City	82	96
Feb. 5, 1977	Iowa City	73	90
Mar. 5, 1977	Madison	93	94**
Jan. 30, 1978	Iowa City	73	88
Feb. 4, 1978	Madison	82	72
Feb. 1, 1979	Madison	64	70
Feb. 10, 1979	Iowa City (TV)	65	79
Jan. 12, 1980	Iowa City	65	66
Feb. 21, 1980	Madison	62	58
Jan. 15, 1981	Madison	66	76
Feb. 28, 1981	Iowa City	75	96
Jan. 16, 1982	Madison	62	78
Feb. 25, 1982	Iowa City	55	79

Jan. 22, 1983	Madison	65	62
Feb. 24, 1983	Iowa City	63	93
Jan. 21, 1984	Iowa City (TV)	62	75
Feb. 23, 1984	Madison	55	63

Wisconsin Won 48, Lost 56

Games at Madison—55; Wis. 32-23

Games at Iowa City—49; Wis. 16-33

HIGHLIGHTS OF WISCONSIN-IOWA SERIES

Longest Winning Streak: by Wisconsin—At Madison 12, March 11, 1924 to March 7, 1942. At Iowa City 3, Jan. 5, 1912 to Jan. 8, 1918. By Iowa—At Madison 6, Jan. 3, 1955 to Jan. 9, 1961. At Iowa City 10, Feb. 16, 1930 to Jan. 7, 1946 and March 1, 1975 to Jan. 21, 1984 (in progress).

Longest Winning Streak at Home and Away: by Wisconsin 8, March 1, 1909 to Feb. 10, 1919. By Iowa 6, Dec. 29, 1952 to Jan. 19, 1957.

Most Points by One Team, One Game—119 by Iowa, Feb. 10, 1970.

Most Points by Both Teams, One Game—219, Feb. 10, 1970 (Iowa 119, Wisconsin 100)

Largest Victory Margin—30, Iowa, Feb. 24, 1945 (68-38), Jan. 4, 1965 (92-62); and 30, Iowa, Feb. 24, 1983 (93-63), 26, Wisconsin, Jan. 5, 1912 (38-12), and Feb. 9, 1974 (113-87)

INDIVIDUAL SCORING

For Wisconsin—35, by Clarence Sherrod, Feb. 10, 1970 (at Iowa City) **For Iowa—**39, by Don Nelson, Jan. 6, 1972 (at Madison)

MICHIGAN

Date	Place	Wis.	Opp.
Feb. 14, 1920	Madison	40	13
Mar. 6, 1920	Ann Arbor	20	23
Jan. 8, 1921	Madison	27	24
Jan. 24, 1921	Ann Arbor	25	17
Jan. 14, 1922	Madison	18	16*
Feb. 18, 1922	Ann Arbor	17	18
Feb. 14, 1923	Ann Arbor	18	15
Feb. 19, 1923	Madison	16	11
Jan. 19, 1925	Ann Arbor	12	14
Feb. 28, 1925	Madison	16	27
Feb. 22, 1926	Ann Arbor	13	22
Mar. 1, 1926	Madison	23	24*
Jan. 9, 1928	Madison	26	22
Mar. 5, 1928	Ann Arbor	19	42
Jan. 7, 1929	Madison	23	31
Mar. 4, 1929	Ann Arbor	22	37
Jan. 12, 1931	Ann Arbor	17	23
Feb. 28, 1931	Madison	15	26
Jan. 9, 1932	Madison	18	24
Feb. 29, 1932	Ann Arbor	13	33
Jan. 13, 1934	Madison	34	23
Feb. 19, 1934	Ann Arbor	32	26
Jan. 14, 1935	Madison	34	20
Feb. 23, 1935	Ann Arbor	33	19
Jan. 16, 1937	Madison	31	43
Mar. 6, 1937	Ann Arbor	27	41
Jan. 17, 1938	Madison	39	30
Feb. 21, 1938	Ann Arbor	29	58
Jan. 16, 1939	Ann Arbor	42	39
Jan. 8, 1940	Madison	39	44
Jan. 18, 1941	Ann Arbor	40	30
Jan. 19, 1942	Madison	58	36
Jan. 15, 1943	Ann Arbor	34	38
Jan. 16, 1943	Ann Arbor	55	34
Jan. 14, 1944	Madison	50	41
Jan. 15, 1944	Madison	42	31
Feb. 2, 1945	Ann Arbor	39	50
Feb. 10, 1945	Madison	55	44
Feb. 2, 1946	Madison	58	57
Feb. 11, 1946	Ann Arbor	56	66
Feb. 10, 1947	Ann Arbor	52	51
Jan. 17, 1948	Madison	39	43
Feb. 7, 1949	Ann Arbor	38	40
Jan. 14, 1950	Madison	53	41
Jan. 6, 1951	Ann Arbor	61	52
Feb. 26, 1951	Madison	50	52
Feb. 18, 1952	Ann Arbor	55	56

Feb. 25, 1952	Madison.....	69	53
Feb. 14, 1953	Madison.....	75	63
Feb. 21, 1953	Madison.....	74	52
Feb. 20, 1954	Madison.....	77	56
Jan. 10, 1955	Ann Arbor.....	63	90
Jan. 16, 1956	Madison.....	69	58
Feb. 25, 1956	Ann Arbor.....	68	78
Jan. 14, 1957	Ann Arbor.....	62	71
Feb. 11, 1957	Madison.....	70	65
Jan. 6, 1958	Ann Arbor.....	49	70
Mar. 3, 1958	Madison.....	65	72
Jan. 12, 1959	Madison.....	74	84
Feb. 23, 1959	Ann Arbor.....	63	87
Feb. 22, 1960	Ann Arbor.....	88	82*
Feb. 27, 1961	Madison.....	76	68
Feb. 5, 1962	Madison.....	74	81
Feb. 17, 1962	Ann Arbor.....	65	84
Feb. 4, 1963	Ann Arbor.....	81	78
Mar. 9, 1963	Madison.....	80	82
Feb. 22, 1964	Madison.....	59	103
Mar. 2, 1965	Ann Arbor.....	75	98
Jan. 29, 1966	Madison (TV).....	67	69
Feb. 12, 1966	Ann Arbor.....	102	120
Dec. 29, 1966	Los Angeles.....	88	98
Jan. 10, 1967	Madison.....	98	90
Mar. 4, 1967	Detroit (TV).....	80	79
Jan. 6, 1968	Madison (TV).....	77	75
Mar. 1, 1969	Ann Arbor (TV).....	79	84
Feb. 14, 1970	Madison.....	84	74
Feb. 28, 1970	Ann Arbor.....	90	86
Jan. 9, 1971	Madison (TV).....	89	90
Mar. 13, 1971	Ann Arbor (TV).....	73	93
Mar. 7, 1972	Ann Arbor.....	70	93
Mar. 3, 1973	Madison.....	94	79
Jan. 28, 1974	Ann Arbor.....	75	83
Feb. 25, 1974	Madison.....	74	78
Jan. 27, 1975	Ann Arbor.....	73	75*
Feb. 24, 1975	Madison.....	70	68
Jan. 8, 1976	Madison.....	81	106
Feb. 2, 1976	Ann Arbor.....	86	107
Jan. 8, 1977	Ann Arbor.....	63	66
Jan. 27, 1977	Madison.....	64	69
Jan. 19, 1978	Ann Arbor.....	64	83
Feb. 16, 1978	Madison.....	66	68
Jan. 13, 1979	Madison.....	77	66
Feb. 22, 1979	Ann Arbor.....	66	65
Jan. 31, 1980	Madison.....	69	73*
Feb. 9, 1980	Ann Arbor.....	59	68
Jan. 31, 1981	Madison.....	67	74
Feb. 7, 1981	Ann Arbor.....	64	71
Jan. 7, 1982	Ann Arbor.....	65	63
Mar. 6, 1982	Madison.....	84	91
Jan. 15, 1983	Ann Arbor (TV).....	57	62
Mar. 2, 1983	Madison (TV).....	82	70
Jan. 14, 1984	Madison (TV).....	71	64
Mar. 1, 1984	Ann Arbor.....	75	84

Wisconsin Won 44, Lost 59

Games at Madison—52; Wis. 29-23
 Games at Ann Arbor—49; Wis. 14-35
 Games at Los Angeles—1; Wis. 0-1
 Games at Detroit—1; Wis. 1-0

HIGHLIGHTS OF WISCONSIN-MICHIGAN SERIES

Longest Winning Streak: by Wisconsin—At Madison 5, Jan. 19, 1942 to Feb. 2, 1946, and Feb. 25, 1952 to Feb. 11, 1957. At Ann Arbor 2 (1) Feb. 19, 1934 to Feb. 23, 1935; (2) Jan. 16, 1939 to Jan. 18, 1941. By Michigan—At Madison 4, Feb. 6, 1962 to Jan. 29, 1966. At Ann Arbor 6, Jan. 19, 1925 to Feb. 29, 1932.

Longest Winning Streak at Home and Away: By Wisconsin—4, Jan. 13, 1934 to Feb. 23, 1935; 4, Feb. 25, 1952 to Feb. 20, 1954. By Michigan—7, March 5, 1928 to Feb. 29, 1932.

Most Points by One Team, One Game—120, Michigan (Feb. 12, 1966).

Most Points by Both Teams, One Game—222, Feb. 12, 1966 (Michigan 120, Wisconsin 102).

Largest Victory Margin—44, Michigan, Feb. 22, 1964 (103-59); 27, Wisconsin, Feb. 14, 1920 (40-13).

INDIVIDUAL SCORING For Wisconsin—39 by Rick Olson, Jan. 14, 1984 (at Madison). **For Michigan—44** by Harry Wilmore, Jan. 9, 1971 (at Madison).

MICHIGAN STATE

Date	Place	Wis.	Opp.
Dec. 10, 1921	Madison.....	27	13
Dec. 30, 1932	Madison.....	26	16
Feb. 5, 1934	Madison.....	22	23
Dec. 31, 1934	Madison.....	23	21*
Dec. 6, 1935	Madison.....	26	21
Feb. 6, 1937	Madison.....	22	17
Feb. 5, 1938	Madison.....	30	27
Feb. 4, 1939	Madison.....	39	37
Feb. 3, 1940	East Lansing.....	41	48
Feb. 23, 1946	Madison.....	58	59
Mar. 1, 1946	East Lansing.....	52	56
Jan. 20, 1947	East Lansing.....	58	48
Feb. 9, 1948	Madison.....	51	39
Feb. 6, 1950	East Lansing.....	66	47
Jan. 8, 1951	East Lansing.....	53	52
Feb. 24, 1951	Madison.....	35	29
Jan. 21, 1952	East Lansing.....	39	50
Feb. 16, 1952	Madison.....	55	57
Feb. 23, 1953	East Lansing.....	45	53
Mar. 9, 1953	Madison.....	58	51
Jan. 18, 1954	East Lansing.....	57	53
Mar. 1, 1954	Madison.....	79	56
Jan. 8, 1955	East Lansing (TV).....	77	94
Feb. 5, 1955	Madison.....	70	73
Feb. 27, 1956	East Lansing.....	82	89
Feb. 25, 1957	Madison.....	62	78
Jan. 20, 1958	Madison.....	66	52
Feb. 22, 1958	East Lansing.....	59	93
Feb. 2, 1959	Madison.....	57	88
Mar. 2, 1959	East Lansing.....	73	93
Jan. 2, 1960	Madison (TV).....	79	91
Jan. 7, 1961	East Lansing.....	74	71
Jan. 8, 1962	East Lansing.....	83	78
Feb. 10, 1962	Madison.....	77	72
Jan. 12, 1963	Madison.....	68	75
Mar. 2, 1963	East Lansing (TV).....	92	89*
Jan. 6, 1964	East Lansing.....	90	106
Feb. 27, 1965	Madison.....	99	89
Feb. 5, 1966	East Lansing (TV).....	65	79
Feb. 19, 1966	Madison.....	78	77
Jan. 28, 1967	East Lansing (TV).....	61	68
Feb. 25, 1967	Madison.....	68	64
Jan. 16, 1968	Madison.....	70	68
Feb. 24, 1968	East Lansing.....	77	87
Jan. 7, 1969	East Lansing.....	67	77
Feb. 22, 1969	Madison.....	76	64
Feb. 7, 1970	Madison.....	89	79
Feb. 20, 1971	East Lansing.....	78	97
Jan. 11, 1972	East Lansing.....	76	83
Feb. 29, 1972	Madison.....	101	74
Jan. 20, 1973	Madison.....	93	80
Mar. 10, 1973	East Lansing.....	78	79*
Mar. 2, 1974	Madison.....	87	80
Jan. 25, 1975	East Lansing.....	87	105
Feb. 22, 1975	Madison.....	103	96
Jan. 3, 1976	Madison.....	70	63
Mar. 6, 1976	East Lansing.....	86	82
Jan. 6, 1977	East Lansing.....	61	84
Jan. 29, 1977	Madison (TV).....	87	83***
Jan. 7, 1978	East Lansing.....	61	77
Mar. 2, 1978	Madison.....	75	89
Jan. 4, 1979	East Lansing.....	55	84
Mar. 3, 1979	Madison.....	83	81
Jan. 17, 1980	East Lansing.....	61	62
Feb. 14, 1980	Madison.....	80	66
Feb. 12, 1981	Madison.....	63	62
Jan. 29, 1981	East Lansing.....	65	74
Jan. 23, 1982	East Lansing.....	58	68
Feb. 20, 1982	Madison.....	65	60
Jan. 13, 1983	East Lansing.....	66	86
Mar. 5, 1983	Madison.....	65	91
Jan. 12, 1984	Madison.....	81	74
Mar. 3, 1984	East Lansing (TV).....	59	78

Wisconsin Won 38, Lost 35

Games at Madison—40; Wis. 29-11

Games at East Lansing—33; Wis. 9-24

HIGHLIGHTS OF WISCONSIN-MICHIGAN STATE SERIES

Longest Winning Streak: by Wisconsin—At Madison 12, Feb. 27, 1965 to Jan. 29, 1977. At East Lansing 3, Jan. 20, 1947 to Jan. 8, 1951. By Michigan State—At Madison 2 (1) Feb. 5, 1955 to Feb. 25, 1957; (2) Feb. 2, 1959 to Jan. 2, 1960. At East Lansing 9, Jan. 6, 1964 to Jan. 25, 1975.

Longest Winning Streak at Home and Away: by Wisconsin—5, Dec. 3, 1934 to Feb. 4, 1939; and Jan. 20, 1947 to Feb. 24, 1951. By Michigan State—4, Jan. 8, 1955 to Feb. 25, 1957; and Feb. 22, 1958 to Jan. 2, 1960.

Most Points by One Team, One Game: 106, Michigan State, Jan. 6, 1964.

Most Points by Both Team, One Game: 199, Feb. 22, 1975 (Wisconsin 103, Michigan State 96).

Largest Victory Margin: 34 by Michigan State, Feb. 22, 1958 (93-59); 31, Michigan State, Feb. 2, 1959 (88-57); 29, Michigan State, Jan. 4, 1979 (84-55).

INDIVIDUAL SCORING For Wisconsin—38, by Joe Franklin, Jan. 16, 1968 (at Madison). **For Michigan State—35,** by Julius McCoy, Feb. 27, 1956 (at East Lansing).

MINNESOTA

Date	Place	Wis.	Opp.
Feb. 17, 1900	Minneapolis.....	15	17
Feb. 23, 1901	Minneapolis.....	15	42
Feb. 22, 1902	Minneapolis.....	10	30
Feb. 21, 1903	Minneapolis.....	11	33
Feb. 23, 1906	Madison.....	31	24
Mar. 17, 1906	Minneapolis.....	10	16
Jan. 12, 1907	Minneapolis.....	11	18
Mar. 9, 1907	Madison.....	31	20
Jan. 25, 1908	Madison.....	37	16
Mar. 7, 1908	Minneapolis.....	34	14
Jan. 30, 1909	Minneapolis.....	14	13
Mar. 9, 1909	Madison.....	37	14
Feb. 5, 1910	Madison.....	24	14
Feb. 25, 1910	Minneapolis.....	9	16
Feb. 4, 1911	Minneapolis.....	16	17
Mar. 1, 1911	Madison.....	13	21
Jan. 20, 1912	Madison.....	22	12
Mar. 9, 1912	Minneapolis.....	29	26*
Jan. 18, 1913	Minneapolis.....	19	11
Feb. 25, 1913	Madison.....	29	11
Jan. 17, 1914	Madison.....	28	7
Feb. 28, 1914	Minneapolis.....	27	9
Jan. 16, 1915	Minneapolis.....	23	20
Feb. 27, 1915	Madison.....	31	7
Jan. 15, 1916	Madison.....	31	11
Mar. 4, 1916	Minneapolis.....	32	14
Jan. 13, 1917	Minneapolis.....	25	33
Mar. 10, 1917	Madison.....	16	13
Mar. 2, 1918	Minneapolis.....	18	17
Mar. 16, 1918	Madison.....	11	19
Jan. 18, 1919	Minneapolis.....	11	38
Mar. 1, 1919	Madison.....	12	23
Jan. 31, 1920	Madison.....	28	12
Feb. 28, 1920	Minneapolis.....	26	32
Jan. 29, 1921	Minneapolis.....	21	22
Mar. 5, 1921	Madison.....	18	12
Jan. 21, 1922	Madison.....	15	17
Mar. 4, 1922	Minneapolis.....	34	20
Jan. 20, 1923	Minneapolis.....	24	12
Mar. 3, 1923	Madison.....	36	10
Jan. 10, 1925	Minneapolis.....	14	16
Jan. 24, 1925	Madison.....	14	25
Jan. 5, 1926	Madison.....	36	24
Mar. 5, 1926	Minneapolis.....	19	31
Jan. 14, 1928	Minneapolis.....	35	26
Feb. 11, 1928	Madison.....	38	18
Jan. 5, 1929	Minneapolis.....	29	17
Jan. 19, 1929	Madison.....	39	17
Jan. 19, 1931	Minneapolis.....	26	28
Feb. 14, 1931	Madison.....	15	42
Feb. 20, 1932	Minneapolis.....	17	43
Mar. 31, 1932	Madison.....	21	23
Feb. 10, 1934	Minneapolis.....	31	30
Mar. 5, 1934	Madison.....	34	23
Jan. 21, 1935	Madison.....	38	31
Feb. 18, 1935	Minneapolis.....	28	27
Feb. 13, 1937	Madison.....	32	37

Feb. 27, 1937	Minneapolis	17	30
Jan. 8, 1938	Madison	35	28
Mar. 5, 1938	Minneapolis	28	35
Feb. 20, 1939	Minneapolis	32	34
Feb. 27, 1939	Madison	35	25
Feb. 12, 1940	Madison	36	34
Feb. 26, 1940	Minneapolis	39	44
Jan. 6, 1941	Minneapolis	27	44
Mar. 1, 1941	Madison	42	32
Mar. 2, 1942	Minneapolis	49	47
Jan. 30, 1943	Madison	54	33
Mar. 1, 1943	Minneapolis	34	48
Jan. 29, 1944	Minneapolis	49	30
Feb. 25, 1944	Madison	50	33
Jan. 13, 1945	Madison	46	37
Mar. 3, 1945	Minneapolis	50	54
Jan. 5, 1946	Madison	45	46
Mar. 4, 1946	Minneapolis	57	58
Feb. 8, 1947	Madison	60	51
Mar. 1, 1947	Minneapolis	55	58
Jan. 5, 1948	Madison	59	50
Mar. 1, 1948	Minneapolis	41	46
Jan. 10, 1949	Minneapolis	33	47
Mar. 5, 1949	Madison	45	43
Jan. 16, 1950	Madison	57	54
Mar. 4, 1950	Minneapolis	60	54
Feb. 3, 1951	Minneapolis	47	44
Feb. 9, 1952	Madison	47	54
Jan. 5, 1953	Minneapolis	53	64
Jan. 12, 1953	Madison	76	74
Feb. 15, 1954	Madison	68	78
Mar. 6, 1954	Minneapolis	73	78*
Feb. 21, 1955	Madison	69	71
Mar. 5, 1955	Minneapolis	78	72
Feb. 11, 1956	Madison	71	77
Feb. 18, 1957	Minneapolis	53	85
Feb. 8, 1958	Madison (TV)	66	71
Feb. 24, 1958	Minneapolis	63	71
Jan. 3, 1959	Minneapolis	66	79
Feb. 21, 1959	Madison (TV)	50	69
Jan. 30, 1960	Minneapolis	72	86
Feb. 20, 1961	Madison	83	75
Feb. 3, 1962	Minneapolis (TV)	94	88
Feb. 26, 1962	Madison	90	92
Feb. 2, 1963	Madison	68	69
Feb. 18, 1963	Minneapolis	48	72
Feb. 1, 1964	Minneapolis	92	111
Mar. 2, 1964	Madison	96	105
Jan. 9, 1965	Minneapolis	57	81
Feb. 16, 1965	Madison	91	101
Mar. 7, 1966	Minneapolis	87	74
Feb. 14, 1967	Madison	85	75
Jan. 30, 1968	Minneapolis	72	62
Feb. 27, 1968	Madison	94	82
Jan. 14, 1969	Madison	68	61
Feb. 11, 1969	Minneapolis	69	63
Jan. 13, 1970	Madison	90	84
Mar. 6, 1971	Minneapolis	98	104
Jan. 18, 1972	Madison	59	65
Feb. 19, 1972	Minneapolis	73	76
Jan. 13, 1973	Minneapolis	54	78
Jan. 29, 1973	Madison	64	81
Feb. 2, 1974	Minneapolis	63	64*
Jan. 2, 1975	Madison	46	61
Mar. 3, 1975	Minneapolis	58	65
Jan. 19, 1976	Madison	84	96
Feb. 16, 1976	Minneapolis	74	98
Jan. 22, 1977	Minneapolis	64	82
Mar. 3, 1977	Madison	61	64
Jan. 21, 1978	Minneapolis	51	61
Feb. 9, 1978	Madison	55	64
Jan. 20, 1979	Minneapolis	72	82
Feb. 8, 1979	Madison	72	74
Jan. 10, 1980	Minneapolis	76	82
Feb. 23, 1980	Madison	70	55
Jan. 8, 1981	Minneapolis	60	76
Mar. 7, 1981	Madison	60	58*
Jan. 21, 1982	Madison	57	78
Feb. 11, 1982	Minneapolis	60	71
Jan. 29, 1983	Madison	58	65
Feb. 19, 1983	Minneapolis (TV)	71	78
Jan. 25, 1984	Minneapolis (TV)	62	75
Feb. 15, 1984	Madison (TV)	67	68

Wisconsin Won 61, Lost 79

Games at Madison—67; Wis. 38-29
Games at Minneapolis—73; Wis. 23-50

HIGHLIGHTS OF WISCONSIN-MINNESOTA SERIES

Longest Winning Streak: by Wisconsin—At Madison 10, March 5, 1934 to Jan. 5, 1946. At Minneapolis 5, March 9, 1912 to March 4, 1916. By Minnesota—At Madison 7, Jan. 18, 1972 to Feb. 8, 1979. At Minneapolis—by Minnesota 14, Mar. 6, 1971 to Jan. 25, 1984 (in progress).

Longest Winning Streak Home and Away: By Wisconsin 10, Jan. 20, 1912 to March 4, 1916. By Minnesota 17, Mar. 6, 1971 to Jan. 10, 1980.

Most Points by One Team, One Game: 203, Feb. 1, 1964 (Minnesota 111, Wisconsin 92).

Largest Victory Margin: 32, Minnesota, Feb. 19, 1957 (85-53); 27, Minnesota, Jan. 18, 1919 (38-11); 26, Minnesota, Feb. 14, 1931 (41-15); 26, Wisconsin, March 3, 1923 (36-10).

INDIVIDUAL SCORING

For Wisconsin— 34, Cory Blackwell, Feb. 19, 1983 (at Minneapolis).

For Minnesota— 42, by Ollie Shannon, Mar. 6, 1971 (at Minneapolis).

NORTHWESTERN

Date	Place	Wis.	Opp.
Jan. 8, 1910	Madison	55	9
Feb. 26, 1910	Evanston	39	11
Jan. 14, 1911	Evanston	29	9
Mar. 8, 1911	Madison	23	11
Jan. 6, 1912	Evanston	32	19
Feb. 24, 1913	Madison	46	11
Feb. 10, 1914	Madison	38	9
Feb. 17, 1914	Evanston	33	26
Jan. 18, 1916	Madison	22	18
Mar. 11, 1916	Evanston	24	21
Jan. 8, 1917	Evanston	29	21*
Feb. 12, 1917	Madison	23	21
Jan. 5, 1918	Evanston	17	33
Mar. 7, 1918	Madison	26	18
Jan. 11, 1919	Madison	15	20
Feb. 22, 1919	Evanston	23	32
Jan. 3, 1921	Evanston	12	13
Feb. 12, 1921	Madison	22	10
Jan. 9, 1922	Evanston	21	9
Feb. 22, 1922	Madison	23	11
Jan. 6, 1923	Evanston	21	10
Mar. 5, 1923	Madison	29	17
Jan. 12, 1924	Evanston	25	10
Mar. 1, 1924	Madison	23	14
Jan. 23, 1926	Madison	35	27
Feb. 16, 1926	Evanston	26	36
Jan. 15, 1927	Evanston	28	18
Jan. 22, 1927	Madison	25	24
Feb. 18, 1929	Madison	37	23
Feb. 23, 1929	Evanston	31	25
Jan. 4, 1930	Evanston	14	23
Feb. 15, 1930	Madison	29	22
Jan. 4, 1932	Evanston	30	31*
Jan. 18, 1932	Madison	24	28
Jan. 16, 1933	Evanston	22	40
Feb. 25, 1933	Madison	28	30
Jan. 7, 1935	Madison	16	9
Jan. 19, 1935	Evanston	31	36
Feb. 24, 1936	Madison	28	33
Mar. 2, 1936	Evanston	26	49
Jan. 3, 1938	Evanston	38	47
Feb. 12, 1938	Madison	23	27
Feb. 13, 1939	Evanston	27	37
Mar. 2, 1940	Madison	44	47
Feb. 10, 1941	Evanston	48	46*
Jan. 17, 1942	Madison	49	46
Feb. 21, 1942	Evanston	59	47
Jan. 9, 1943	Chicago Stad	67	65
Feb. 22, 1943	Madison	54	56*
Jan. 8, 1944	Chicago Stad	38	60
Feb. 4, 1944	Madison	50	47**
Jan. 6, 1945	Madison	37	52
Jan. 27, 1945	Chicago Stad	44	43
Jan. 26, 1946	Chicago Stad	34	56
Feb. 9, 1946	Madison	58	63
Jan. 27, 1947	Madison	45	44
Feb. 15, 1947	Chicago Stad	54	42

Feb. 7, 1948	Chicago Stad	68	62
Feb. 23, 1948	Madison	59	54
Feb. 12, 1949	Chicago Stad	56	52
Feb. 21, 1949	Madison	57	46
Feb. 11, 1950	Chicago Stad	66	59
Feb. 27, 1950	Madison	67	53
Jan. 15, 1951	Madison	68	56
Jan. 19, 1952	Evanston	74	58
Jan. 17, 1953	Evanston	78	56
Mar. 7, 1953	Madison	74	58
Jan. 11, 1954	Madison	64	47
Feb. 26, 1955	Evanston	72	80
Feb. 4, 1956	Evanston	79	55
Mar. 3, 1956	Madison	76	70
Jan. 5, 1957	Evanston	54	75
Mar. 4, 1957	Madison	82	69
Mar. 1, 1958	Evanston	65	82
Feb. 28, 1959	Madison	82	86
Jan. 11, 1960	Madison	69	77
Feb. 29, 1960	Evanston	59	73
Feb. 11, 1961	Evanston (TV)	52	54
Mar. 4, 1961	Madison	75	61
Feb. 24, 1962	Evanston	65	64
Feb. 16, 1963	Madison	78	65
Jan. 11, 1964	Evanston	63	76
Feb. 11, 1964	Madison	64	72
Feb. 23, 1965	Madison	93	87*
Mar. 6, 1965	Evanston	88	76
Feb. 21, 1966	Evanston	65	76
Feb. 28, 1966	Madison	90	62
Feb. 21, 1967	Madison	110	94
Feb. 28, 1967	Evanston	82	91
Mar. 9, 1968	Evanston	75	77
Mar. 4, 1969	Madison	70	72
Feb. 21, 1970	Evanston	75	82
Mar. 3, 1970	Madison	82	87
Jan. 19, 1971	Madison	87	72
Feb. 13, 1971	Evanston	91	101
Mar. 4, 1972	Madison	82	90
Jan. 27, 1973	Evanston (TV)	73	74
Jan. 5, 1974	Madison	87	53
Mar. 9, 1974	Evanston	77	62
Jan. 4, 1975	Evanston	66	69
Mar. 8, 1975	Madison	94	70
Jan. 24, 1976	Evanston	60	62
Feb. 21, 1976	Madison	77	90
Jan. 20, 1977	Madison	61	60
Feb. 19, 1977	Evanston	88	98
Jan. 28, 1978	Madison (TV)	85	93
Feb. 18, 1978	Evanston	81	80
Jan. 11, 1979	Madison	95	82
Feb. 24, 1979	Evanston	72	70
Jan. 3, 1980	Madison	75	66
Mar. 1, 1980	Evanston	50	53
Jan. 10, 1981	Evanston	48	50
Mar. 5, 1981	Madison	60	57
Jan. 14, 1982	Madison	55	61
Feb. 27, 1982	Evanston	61	60
Jan. 20, 1983	Madison	49	45
Feb. 26, 1983	Chicago (DePaul)(TV)	57	64
Jan. 19, 1984	Evanston	61	60*
Feb. 26, 1984	Madison	54	47

Wisconsin Won 70, Lost 49

Games at Madison—59; Wis. 41-18

Games at Evanston—51; Wis. 23-28

Games at Chicago—9; Wis. 6-3

(Includes 1983 game at DePaul's Alumni Hall)

HIGHLIGHTS OF WISCONSIN-NORTHWESTERN SERIES

Longest Winning Streak: by Wisconsin—At Madison 9, Jan. 27, 1947 to March 4, 1957. At Evanston 6, Feb. 26, 1910 to Jan. 8, 1917, and 6, Feb. 15, 1947 to March 7, 1953. By Northwestern—At Madison 3, Feb. 24, 1936 to March 2, 1940. At Evanston 7, Jan. 4, 1930 to Feb. 13, 1939.

Longest Winning Streak at Home and Away: by Wisconsin 13, Jan. 27, 1947 to Jan. 11, 1954. By Northwestern 7, Jan. 19, 1935 to March 2, 1940.

Most Points by One Team, One Game— 110 by Wisconsin, Feb. 21, 1967.

Most Points by Both Teams, One Game— 204, Feb. 21, 1967 (Wisconsin 110, Northwestern 94).

Largest Victory Margin: 46, Wisconsin, Jan. 8, 1910 (55-9); 35, Wisconsin, Feb. 24, 1912 (46-11); 34, Wisconsin, Jan. 5, 1974 (87-53); 23, Northwestern, March 2, 1936 (49-26).

INDIVIDUAL SCORING

For Wisconsin— 35, by Don Rehfeldt, Feb. 11, 1950 (at Chicago Stadium).

For Northwestern— 39, by Dale Kelley, Mar. 3, 1970 (at Madison).

OHIO STATE

Date	Place	Wis.	Opp.
Jan. 12, 1905	Columbus	22	25
Jan. 24, 1913	Madison	22	11
Feb. 15, 1913	Columbus	27	22
Feb. 16, 1915	Columbus	26	17
Mar. 6, 1915	Madison	23	12
Jan. 6, 1917	Columbus	30	22
Feb. 17, 1917	Madison	40	15
Feb. 24, 1920	Madison	31	27
Mar. 8, 1920	Columbus	34	22
Feb. 21, 1921	Columbus	40	21
Mar. 8, 1921	Madison	34	24
Feb. 23, 1924	Columbus	33	27
Mar. 3, 1924	Madison	30	20
Jan. 13, 1925	Madison	20	27
Mar. 14, 1925	Columbus	23	37
Jan. 27, 1927	Madison	25	16
Feb. 19, 1927	Columbus	16	20
Jan. 7, 1928	Columbus	30	13
Feb. 18, 1928	Madison	21	18
Jan. 11, 1930	Columbus	32	25
Mar. 3, 1930	Madison	32	23
Jan. 10, 1931	Columbus	19	29
Feb. 23, 1931	Madison	28	24
Feb. 6, 1933	Madison	30	31
Mar. 4, 1933	Columbus	20	37
Feb. 12, 1934	Madison	42	23
Feb. 24, 1934	Columbus	44	38
Jan. 4, 1936	Columbus	23	44
Feb. 10, 1936	Madison	34	25
Jan. 11, 1937	Madison	22	28
Feb. 8, 1937	Madison	35	33*
Feb. 25, 1939	Madison	38	46
Feb. 17, 1940	Columbus	35	41
Jan. 25, 1941	Madison	46	31
Feb. 14, 1942	Madison	49	39
Feb. 28, 1942	Columbus	44	39
Feb. 3, 1945	Columbus	36	40
Feb. 9, 1945	Madison	45	63
Feb. 22, 1947	Madison	56	57
Feb. 16, 1948	Columbus	47	53
Jan. 17, 1949	Madison	54	57
Feb. 4, 1950	Columbus	47	61
Jan. 31, 1951	Columbus	74	67
Feb. 5, 1951	Madison	56	51
Jan. 12, 1952	Madison	58	51
Mar. 1, 1952	Columbus	56	69
Jan. 19, 1953	Madison	64	51
Feb. 28, 1953	Columbus	69	63
Feb. 6, 1954	Columbus	79	73
Feb. 12, 1955	Madison	86	63
Jan. 14, 1956	Columbus	98	100**
Feb. 20, 1956	Madison	71	79
Jan. 21, 1957	Madison	64	67
Feb. 16, 1957	Columbus	50	63
Jan. 11, 1958	Madison (TV)	67	64
Feb. 7, 1959	Columbus	72	78
Feb. 8, 1960	Madison	69	106
Feb. 27, 1960	Columbus	68	93
Jan. 30, 1961	Madison	68	100
Feb. 25, 1961	Columbus	74	97
Mar. 3, 1962	Madison	86	67
Feb. 9, 1963	Columbus (TV)	70	94
Jan. 4, 1964	Madison	85	101
Feb. 15, 1964	Columbus (TV)	74	92
Jan. 30, 1965	Columbus	86	98
Feb. 6, 1965	Madison (TV)	71	73
Jan. 31, 1966	Columbus	81	87*
Feb. 4, 1967	Madison	84	90*
Feb. 3, 1968	Columbus	64	86
Feb. 12, 1968	Madison	86	78
Jan. 11, 1969	Columbus	69	84
Feb. 8, 1969	Madison	77	73
Feb. 24, 1970	Madison	86	98

Mar. 7, 1970	Columbus	87	96
Jan. 16, 1971	Columbus	69	83
Feb. 16, 1971	Madison	71	79
Feb. 5, 1972	Columbus	69	79
Feb. 3, 1973	Madison	84	76
Jan. 26, 1974	Madison	69	64
Feb. 23, 1974	Columbus	68	56
Jan. 18, 1975	Madison	67	89
Feb. 15, 1975	Columbus	70	76
Jan. 5, 1976	Madison	82	81*
Mar. 1, 1976	Columbus	91	79
Jan. 13, 1977	Madison	58	60
Feb. 26, 1977	Columbus	80	82*
Jan. 5, 1978	Columbus	61	77
Mar. 4, 1978	Madison	78	83
Jan. 6, 1979	Columbus	71	82
Mar. 1, 1979	Madison	76	73
Jan. 26, 1980	Columbus	72	71
Feb. 2, 1980	Madison (TV)	70	67
Jan. 29, 1981	Columbus	67	71
Feb. 21, 1981	Madison (TV)	77	63
Jan. 9, 1982	Columbus	59	67
Mar. 4, 1982	Madison	75	77
Feb. 5, 1983	Columbus	69	82
Feb. 9, 1983	Madison (TV)	65	68
Feb. 2, 1984	Madison	74	85
Feb. 11, 1984	Columbus	65	71

Wisconsin Won 44, Lost 56

Games at Madison—51; Wis. 29-22
Games at Columbus—49; Wis. 15-34

HIGHLIGHTS OF WISCONSIN-OHIO STATE SERIES

Longest Winning Streak: by Wisconsin—At Madison 6, Jan. 21, 1913 to March 3, 1924. At Columbus 5, Feb. 15, 1913 to Feb. 21, 1921. By Ohio State—At Madison 3, Feb. 9, 1945 to Jan. 17, 1949, Jan. 4, 1964 to Feb. 4, 1967, and Mar. 4, 1982 to Feb. 2, 1984. At Columbus 14, Jan. 14, 1956 to Feb. 5, 1972.

Longest Winning Streak at Home and Away: by Wisconsin 10, Jan. 21, 1913 to March 8, 1921. By Ohio State 8, Feb. 9, 1963 to Feb. 3, 1968.

Most Points by One Team, One Game— 106, Ohio State (Feb. 8, 1960).

Most Points by Both Teams, One Game— 198, Jan. 14, 1956 (Ohio State 100, Wisconsin 98, double overtime).

Largest Victory Margin: 37, Ohio State, Feb. 8, 1960 (106-69); 32, Ohio State, Jan. 30, 1961 (100-68); 25, Wisconsin, Feb. 17, 1917 (40-15); 25, Ohio State, Feb. 27, 1960 (93-68).

INDIVIDUAL SCORING

For Wisconsin— 34, by Cory Blackwell, Feb. 9, 1983 (at Madison).

For Ohio State— 34, by Robin Freeman, Jan. 14, 1956 (at Columbus).

PURDUE

Date	Place	Wis.	Opp.
Jan. 20, 1906	Lafayette	34	14
Feb. 3, 1906	Madison	31	15
Jan. 25, 1907	Lafayette	33	27
Mar. 15, 1907	Madison	37	10
Jan. 17, 1908	Lafayette	28	24
Jan. 23, 1908	Madison	34	13
Jan. 15, 1909	Lafayette	20	23
Feb. 27, 1909	Madison	29	6
Jan. 22, 1910	Lafayette	17	29
Mar. 12, 1910	Madison	38	14
Jan. 13, 1911	Lafayette	16	34
Feb. 24, 1911	Madison	45	17
Jan. 13, 1913	Lafayette	25	15
Mar. 1, 1913	Madison	22	19
Feb. 13, 1914	Madison	25	20*
Mar. 10, 1914	Lafayette	27	13
Jan. 11, 1915	Lafayette	28	24*
Feb. 19, 1915	Madison	26	21
Jan. 8, 1916	Lafayette	33	17
Feb. 25, 1916	Madison	35	22
Jan. 26, 1918	Madison	21	16
Mar. 13, 1918	Lafayette	24	18
Feb. 6, 1923	Lafayette	13	17

Feb. 24, 1923	Madison	20	19
Feb. 23, 1925	Madison	22	30
Mar. 12, 1925	Lafayette	26	32
Feb. 20, 1926	Madison	21	29
Feb. 26, 1926	Lafayette	31	32
Feb. 23, 1928	Madison	28	22
Feb. 25, 1928	Lafayette	15	31
Jan. 21, 1929	Lafayette	31	26
Feb. 25, 1929	Madison	27	24
Feb. 21, 1931	Lafayette	27	46
Mar. 2, 1931	Madison	18	24
Jan. 11, 1932	Lafayette	22	38
Feb. 27, 1932	Madison	21	28
Jan. 15, 1934	Madison	26	27
Feb. 26, 1934	Lafayette	25	37
Jan. 5, 1935	Madison	18	19
Mar. 4, 1935	Lafayette	24	43
Jan. 4, 1937	Lafayette	30	43
Mar. 1, 1937	Madison	46	43
Jan. 15, 1938	Lafayette	34	40
Feb. 19, 1938	Madison	39	46
Feb. 6, 1939	Lafayette	31	39
Feb. 18, 1939	Madison	32	30*
Jan. 13, 1940	Lafayette	36	49
Feb. 24, 1940	Madison	45	48*
Jan. 13, 1941	Madison	48	42*
Feb. 17, 1941	Lafayette	43	42
Feb. 16, 1942	Lafayette	34	40
Feb. 27, 1943	Lafayette	53	45
Feb. 19, 1944	Madison	50	52*
Jan. 29, 1945	Lafayette	34	45
Feb. 17, 1945	Madison	64	48
Jan. 12, 1946	Madison	49	53
Jan. 28, 1946	Lafayette	46	59
Feb. 24, 1947	Lafayette	72	60
Jan. 19, 1948	Madison	49	44
Feb. 14, 1949	Lafayette	48	53
Feb. 20, 1950	Madison	56	45
Feb. 12, 1951	Lafayette	46	62
Mar. 3, 1951	Madison	61	64
Jan. 5, 1952	Madison	64	79
Feb. 11, 1952	Lafayette	67	78
Dec. 20, 1952	Lafayette	59	65
Jan. 3, 1953	Madison	50	46
Jan. 2, 1954	Madison	66	57
Jan. 27, 1954	Lafayette	66	71
Feb. 14, 1955	Lafayette	63	75
Feb. 28, 1955	Madison	75	73
Jan. 2, 1956	Madison	66	78
Mar. 2, 1957	Lafayette	66	85
Jan. 18, 1958	Lafayette	47	62
Feb. 15, 1958	Madison	76	81
Jan. 10, 1959	Lafayette	61	84
Feb. 9, 1959	Madison	91	86
Jan. 9, 1960	Madison	69	99
Mar. 5, 1960	Madison	89	80
Feb. 4, 1961	Lafayette	58	69
Mar. 11, 1961	Madison	81	88
Jan. 27, 1962	Madison	89	86
Jan. 5, 1963	Lafayette	74	66
Feb. 8, 1964	Madison (TV)	81	80
Feb. 29, 1964	Lafayette	83	97
Jan. 11, 1965	Madison	76	66
Feb. 13, 1965	Lafayette	74	83
Mar. 5, 1966	Madison	69	68
Jan. 7, 1967	Lafayette	79	76
Jan. 9, 1968	Lafayette	79	99
Mar. 2, 1968	Madison	104	84
Jan. 4, 1969	Madison (TV)	80	86
Feb. 15, 1969	Lafayette	69	87
Jan. 6, 1970	Lafayette	74	90
Mar. 9, 1971	Madison	77	81
Feb. 15, 1972	Lafayette	84	65
Feb. 22, 1972	Madison	66	60
Jan. 22, 1973	Lafayette	59	66
Feb. 26, 1973	Madison	71	63
Feb. 16, 1974	Lafayette	80	107
Jan. 11, 1975	Lafayette	49	88
Feb. 8, 1975	Madison (TV)	64	69
Jan. 10, 1976	Lafayette	72	87
Feb. 7, 1976	Madison	74	85
Jan. 24, 1977	Lafayette	71	81
Feb. 10, 1977	Madison	76	74
Jan. 12, 1978	Madison	70	79
Feb. 25, 1978	Lafayette (TV)	78	87
Jan. 27, 1979	Lafayette (TV)	60	73
Feb. 3, 1979	Madison	48	54
Jan. 29, 1980	Madison	60	73*

Feb. 16, 1980	Lafayette (TV).....	61	69
Jan. 17, 1981	Madison.....	69	71
Feb. 26, 1981	Lafayette.....	61	72
Jan. 30, 1982	Lafayette (TV).....	67	81
Feb. 6, 1982	Madison.....	46	55
Jan. 6, 1983	Madison.....	64	80
Mar. 12, 1983	Lafayette.....	64	79
Jan. 5, 1984	Lafayette.....	65	84
Mar. 6, 1984	Madison.....	48	61

Wisconsin Won 48, Lost 72

Games at Madison—60; Wis. 33-27

Games at Lafayette—60; Wis. 15-45

HIGHLIGHTS OF WISCONSIN-PURDUE SERIES

Longest Winning Streak: by Wisconsin—At Madison 12, Feb. 3, 1906 to Feb. 24, 1923. At Lafayette 5, Jan. 13, 1913 to March 13, 1918. By Purdue at Madison 7, Jan. 12, 1978 to March 6, 1984 (in progress), and by Purdue at Lafayette 12, Jan. 22, 1973 to Jan. 5, 1984 (in progress).

Longest Winning Streak at Home and Away: by Wisconsin 11, Feb. 24, 1911 to March 13, 1918. By Purdue 14, Jan. 12, 1978 to March 6, 1984 (in progress).

Most Points by One Team in One Game— 107, by Purdue, Feb. 16, 1974 (Purdue 107, Wisconsin 80). For Wisconsin—104 (March 2, 1968).

Most Points by Both Teams, One Game: 188, March 2, 1968 (Wisconsin 104, Purdue 84).

Largest Victory Margin: 39, Purdue, Jan. 11, 1975 (88-49); 28, Wisconsin, Feb. 24, 1911 (45-17).

INDIVIDUAL SCORING

For Wisconsin— 31, by Joe Franklin, March 2, 1968 (at Madison), and 31, by Cory Blackwell, March 12, 1983 (at Lafayette).

For Purdue— 50, by Terry Dischinger, Jan. 27, 1962 (at Madison).

DARTMOUTH

Date	Place	Wis.	Opp.
Mar. 21, 1941	Madison.....	51	50
Dec. 31, 1941	Milwaukee.....	49	57
Dec. 27, 1963	Milwaukee.....	94	68

Wisconsin Won 2, Lost 1

Games at Madison—1; Wis. 1-0

Games at Milwaukee—2; Wis. 2-0

HIGHLIGHTS OF WISCONSIN-DARTMOUTH SERIES

INDIVIDUAL SCORING

For Wisconsin— 27, by Ken Gustafson, Dec. 27, 1963.

For Dartmouth— 23, by George Munroe, Dec. 31, 1941.

MORGAN STATE

Date	Place	Wis.	Opp.
Dec. 23, 1979	Madison.....	94	42

Wisconsin Won 1, Lost 0

HIGHLIGHTS OF WISCONSIN-MORGAN STATE SERIES

INDIVIDUAL SCORING

For Wisconsin— 22, by Wes Matthews, Dec. 23, 1979.

For Morgan State— 13, by Mike Warren, Dec. 23, 1979.

KENTUCKY STATE

Date	Place	Wis.	Opp.
Dec. 5, 1980	Madison.....	77	65

Wisconsin Won 1, Lost 0

HIGHLIGHTS OF WISCONSIN-KENTUCKY STATE SERIES

INDIVIDUAL SCORING

For Wisconsin— 35, by Claude Gregory, Dec. 5, 1980.

For Kentucky State— 22, by Tyrone Jordan, Dec. 5, 1980.

NEW MEXICO

Date	Place	Wis.	Opp.
Dec. 27, 1957	Albuquerque.....	61	59

Wisconsin Won 1, Lost 0

HIGHLIGHTS OF WISCONSIN-NEW MEXICO SERIES

INDIVIDUAL SCORING

For Wisconsin— 16, by Bob Barneson, Dec. 27, 1957.

For New Mexico— 14, by Myrl Goodwin, Dec. 27, 1957.

ALASKA-ANCHORAGE First Meeting

TEXAS A&M First Meeting

NEBRASKA

Date	Place	Wis.	Opp.
Mar. 5, 1904	Lincoln.....	22	25
Feb. 21, 1907	Madison.....	35	31
Mar. 3, 1908	Madison.....	34	4
Jan. 3, 1921	Madison.....	27	14
Dec. 30, 1939	Milwaukee.....	43	53
Jan. 4, 1941	Lincoln.....	46	31
Dec. 19, 1955	Madison.....	71	52
Dec. 10, 1956	Lincoln.....	51	53
Dec. 1, 1965	Madison.....	88	101
Nov. 30, 1968	Lincoln.....	55	68
Dec. 27, 1979	Honolulu.....	82	83*
Dec. 5, 1983	Madison.....	69	71**

Wisconsin Won 5, Lost 7

Games at Madison—6; Wis. 4-2

Games at Lincoln—4; Wis. 1-3

Games at Milwaukee—1; Wis. 0-1

Games at Honolulu—1; Wis. 0-1

HIGHLIGHTS OF WISCONSIN-NEBRASKA SERIES

INDIVIDUAL SCORING

For Wisconsin— 31, by Claude Gregory, Dec. 27, 1979 (at Honolulu).

For Nebraska— 29, by Grant Simmons, Dec. 1, 1965 (at Madison).

NORTHERN ILLINOIS

Date	Place	Wis.	Opp.
Dec. 14, 1968	Madison.....	69	67
Dec. 8, 1975	Madison.....	97	77
Dec. 13, 1976	DeKalb.....	57	81
Dec. 31, 1977	Madison.....	74	73*
Dec. 20, 1982	Rockford.....	58	55
Dec. 7, 1983	Madison.....	90	68

Wisconsin Won 5, Lost 1

HIGHLIGHTS OF WISCONSIN-NORTHERN ILLINOIS SERIES

INDIVIDUAL SCORING

For Wisconsin— 22, by James Johnson, Dec. 14, 1968 (at Madison), and by Wes Matthews, Dec. 31, 1977 (at Madison).

For Northern Illinois— 34, by Matt Hicks, Dec. 13, 1976 (at DeKalb).

WASHINGTON STATE

Date	Place	Wis.	Opp.
Mar. 29, 1941	Kansas City, MO.....	39	34
Dec. 30, 1960	Portland, OR.....	72	78
Nov. 27, 1982	Madison.....	64	66

Wisconsin Won 1, Lost 2

HIGHLIGHTS OF WISCONSIN-WASHINGTON STATE SERIES

INDIVIDUAL SCORING

For Wisconsin— 19, by Brad Sellers, Nov. 27, 1982.

For Washington State— 26, by Guy Williams, Nov. 27, 1982.

SOUTH DAKOTA

Date	Place	Wis.	Opp.
Dec. 1, 1956	Madison.....	56	58*
Dec. 2, 1957	Madison.....	63	56
Dec. 2, 1961	Madison.....	99	63
Jan. 25, 1967	Madison.....	94	53
Dec. 9, 1972	Madison.....	87	63

Wisconsin Won 4, Lost 1

HIGHLIGHTS OF WISCONSIN-SOUTH DAKOTA SERIES

INDIVIDUAL SCORING

For Wisconsin— 27, by Ron Jackson, Dec. 2, 1961.

For South Dakota— 26, by Chuck Iverson, Dec. 9, 1972.

CENTRAL MICHIGAN

Date	Place	Wis.	Opp.
Dec. 31, 1980	Madison.....	69	62
Dec. 9, 1981	Mt. Pleasant, MI.....	68	71
Dec. 11, 1982	Madison.....	83	67

Wisconsin Won 2, Lost 1

HIGHLIGHTS OF WISCONSIN-CENTRAL MICHIGAN SERIES

INDIVIDUAL SCORING

For Wisconsin— 24, by Claude Gregory, Dec. 31, 1980, and by Cory Blackwell, Dec. 11, 1982.

For Central Michigan— 23, by Melvin McLaughlin, Dec. 31, 1980.

WISCONSIN ALL-TIME SERIES RECORD WITH OPPONENTS

(Alignment of schools is by current conferences)

BIG TEN

Chicago	47-20
Illinois	53-79
Indiana	46-63
Iowa	48-56
Michigan	44-59
Michigan State	38-35
Minnesota	61-79
Northwestern	70-49
Ohio State	44-56
Purdue	48-72
Totals	499-568

ATLANTIC COAST CONFERENCE

Georgia Tech	1-0
Maryland	2-0
Virginia	0-1
Totals	3-1

ATLANTIC TEN CONFERENCE

Rutgers	1-0
Temple	0-1
West Virginia	2-1
Duquesne	0-1
George Washington	0-1
Totals	3-4

BIG EAST CONFERENCE

Boston College	3-1
Georgetown	1-1
Providence	1-1
Syracuse	1-0
St. John's (New York)	2-0
Pittsburgh	10-4
Totals	18-7

BIG EIGHT CONFERENCE

Iowa State	3-5
Kansas	1-3
Kansas State	2-2
Missouri	6-3
Nebraska	5-7
Oklahoma	2-3
Oklahoma State	0-1
Totals	19-24

BIG SKY CONFERENCE

Montana	1-0
Nevada-Reno	2-0
Totals	3-0

CANADIAN TEAMS

Western Ontario	1-0
-----------------	-----

COLLEGE CONFERENCE OF ILLINOIS-WISCONSIN

Milliken	1-0
----------	-----

CUNY ATHLETIC CONFERENCE

CCNY	0-1
------	-----

EASTERN SCHOOLS (INDEPENDENTS)

Rochester	1-0
-----------	-----

EASTERN INDEPENDENTS (SERVICE & CLUB TEAMS)

Institute A.C.	0-1
Washington Cont. Co. F	0-1
New York Co. E	0-1
Sharon A.C.	1-0
Totals	1-3

ECAC METRO

Long Island	1-0
-------------	-----

ECAC NORTH ATLANTIC

Canisius	1-1
----------	-----

ECAC SOUTH

Navy	1-0
------	-----

GREAT LAKES CONFERENCE

Michigan Tech	2-1
---------------	-----

GREAT LAKES VALLEY CONFERENCE

Lewis Institute	1-0
-----------------	-----

IVY LEAGUE

Brown	1-0
Columbia	0-2
Dartmouth	2-1
Harvard	1-0
Pennsylvania	4-0
Princeton	2-1
Yale	3-1
Totals	13-5

METRO ATLANTIC ATHLETIC CONFERENCE

Fordham	1-0
Army	1-0
Totals	2-0

METRO CONFERENCE

Cincinnati	0-5
Florida State	1-0
Louisville	0-1
Tulane	1-3
Totals	2-9

MID-AMERICAN CONFERENCE

Ball State	4-1
Bowling Green	1-1
Central Michigan	2-1
Eastern Michigan	1-0
Kent State	1-0
Miami (Ohio)	1-0
Northern Illinois	5-1
Ohio U.	5-2
Toledo	1-1
Western Michigan	1-0
Totals	22-7

MID-CONTINENT CONFERENCE

Eastern Illinois	1-0
Illinois-Chicago	0-1
Northern Iowa	2-1
Cleveland State	1-0
Totals	4-2

MID-EASTERN ATHLETIC CONFERENCE

Florida A & M	1-0
---------------	-----

MIDWEST COLLEGES, SCHOOLS, AND INDEPENDENTS

Armour Institute	2-0
Buckland Guards	0-1
Chicago YMCA	0-1
Dayton	1-0
DePaul	1-6

DePaul

Dubuque YMCA	1-0
Duluth YMCA	1-0
Franklin College	2-3
Highland Park College	1-0
Lombard College	1-0
N.W. College—Naperville, IL	1-0
Notre Dame	10-17
Northern Michigan	2-0
Parsons College	1-0
Sioux City YMCA	0-1
SIU-Edwardsville	1-0
Wabash	3-0
Washburn (Kansas)	1-0
Washington (St. Louis)	4-0
Totals	45-29-1

MIDWEST I.A.C.

Carleton	5-1
Coe	1-0
Grinnel	3-0
Knox	3-0
Lake Forest	1-0
Monmouth	1-0
Totals	14-1

MID-WESTERN CITY CONFERENCE

Loyola (Illinois)	8-4
Butler	14-11
Oklahoma City	1-0
Oral Roberts	0-2
Xavier (Ohio)	1-0
St. Louis	2-1
Detroit	1-0
Totals	27-18

M.I.A.A.

Hamline	2-0
---------	-----

MISSOURI VALLEY CONFERENCE

Bradley	1-2
Indiana State	0-1
Southern Illinois	1-2
Creighton	1-0
Totals	3-5

NEBRASKA INDEPENDENT ATHLETIC CONFERENCE

Nebraska Wesleyan	2-0
-------------------	-----

NORTH CALIFORNIA ATHLETIC CONFERENCE

California-Davis	1-0
------------------	-----

NORTH CENTRAL CONFERENCE

North Dakota	4-0
North Dakota State	3-1
South Dakota	4-1
South Dakota State	2-0
Totals	13-2

OHIO A.C.

Oberlin	0-1
---------	-----

PACIFIC COAST ATHLETIC ASSOCIATION

Pacific	1-0
San Jose State	1-0
Utah State	1-0
Totals	3-0

PACIFIC TEN

Arizona	1-1
California	1-5
Oregon	1-2
Oregon State	1-2
Stanford	2-4
UCLA	2-3
USC	1-2
Washington	0-3
Washington State	1-2
Totals	10-24

ROCKY MOUNTAIN INDEPENDENTS

Denver	1-0
--------	-----

SERVICE TEAMS

DePaul Pre-Flight	1-0
Great Lakes	2-11
Iowa Pre-Flight	1-0
Truax Field	1-0
Camp Grant	2-1
Totals	7-12

SOUTHEASTERN CONFERENCE

Alabama	0-2
Florida	1-1
Georgia	0-1
Kentucky	1-2
LSU	3-0
Tennessee	0-1
Totals	5-7

SOUTHERN CONFERENCE

Marshall	0-1
Davidson	0-1
East Tennessee State	1-0
Totals	1-2

SOUTHERN INDEPENDENT

Loyola (New Orleans)	4-0
Morgan State	1-0
South Carolina	1-0
Kentucky State	1-0
Totals	7-0

SOUTHLAND CONFERENCE

Arkansas State	1-0
----------------	-----

SOUTHWEST CONFERENCE

Houston	1-1
Rice	1-1
Southern Methodist	3-2
Texas	1-0
Totals	6-4

SOUTHWESTERN ATHLETIC CONFERENCE

Texas Southern	1-0
----------------	-----

SUN BELT CONFERENCE

UNC-Charlotte	1-0
---------------	-----

SUNSHINE STATE CONFERENCE

Florida Tech	1-0
Rollins	1-0
Totals	2-0

TRANS-AMERICA ATHLETIC CONFERENCE

Hardin-Simmons	1-0
----------------	-----

WISCONSIN COACHES



JAMES C. ELSOM
1899-1904



EMMETT D. ANGELL
1905-1908




HASKELL NOYES
1908-1911




DR. WALTER MEANWELL
1912-17, 1921-34




GUY S. LOWMAN
1918-1920




HAROLD E. FOSTER
1935-1959




JOHN E. ERICKSON
1960-1968



JOHN D. POWLESS
1969-1976



WILLIAM L. COFIELD
1977-1982



STEVE YODER
1983-PRESENT

WISCONSIN BASKETBALL COACHES CAREER RECORD

ALL GAMES

	YEARS	GAMES	WON	LOST	PCT
James C. Elsom.....	6	38	24	14	.632
Emmett D. Angell.....	4	58	43	15	.741
Haskell Noyes.....	3	41	26	15	.634
Walter E. Meanwell.....	20	346*	246	99	.712
Guy Lowman.....	3	53	34	19	.559
Harold E. Foster.....	25	532	265	267	.498
John E. Erickson.....	9	214	100	114	.467
John D. Powless.....	8	196	88	108	.449
William L. Cofield.....	6	164	61	103	.372
Steve Yoder.....	2	56	16	40	.286
Totals	85	1670	895	774	.536

BIG TEN

	GAMES	WON	LOST	PCT
James C. Elsom.....	—	—	—	—
Emmett D. Angell.....	25	19	6†	.760
Haskell Noyes.....	33	18	15	.545
Walter E. Meanwell.....	238	158	80	.660
Guy Lowman.....	36	19	17	.528
Harold E. Foster.....	325	143	182	.440
John E. Erickson.....	126	52	74	.413
John D. Powless.....	120	42	78	.350
William L. Cofield.....	108	30	78	.278
Steve Yoder.....	36	7	19	.194
Totals	1029	484	545	.470

* Tie game with DePauw in 1925 by 25-25 score in three overtimes.

† Includes play-off game for 1908 conference championship won by Chicago 18-16.

CHAMPIONSHIPS WON IN BIG TEN PLAY

Angell—1907
 Meanwell—1912, 1913, 1914, 1916, 1921, 1923(t), 1924(t), 1929(t)
 Lowman—1918
 Foster—1935, 1941, 1947
 Note: 1941 Wisconsin Big Ten Champions won NCAA title

THE UNIVERSITY OF WISCONSIN FIELDHOUSE



The Wisconsin Fieldhouse was a project of then Athletic Director George Little when he arrived at Wisconsin in 1925 and it became a reality in 1930.

In 1927, Little proposed to the athletic council and regents the plan under which the fieldhouse was to be constructed. This proposal met the approval of the board, after two previous attempts had failed; one of those having passed the legislature only to be vetoed by Governor Zimmerman.

The original layout had contemplated a \$650,000 building to house both an indoor training facility for intercollegiate teams and the required program of physical education. The portion to be used for intercollegiate athletics was estimated at \$385,000.

This intercollegiate portion is represented in the present facility that houses both the basketball teams and wrestling squad. Its actual cost was somewhat more than the estimated totaling \$434,000 with construction completed in September of 1931.

The structure would be a part of Camp Randall Stadium, standing on the south end of the field, with concrete stands built against its north wall. The fieldhouse contained a basketball floor with a seating capacity of 12,000, a complete track facility, and room for indoor football and baseball training.

In April of 1976, the state Building Commission approved \$718,000 for the renovation of the fieldhouse. The project was aimed mainly to improving the seating facility and al-

lowing for other activities to be presented in the building. Permanent bleachers were added to the north, south, and west sides of the court with portable seats and a stage area on the east side. This effort brought the seating capacity to 12,204. New locker rooms and a training facility were constructed under the west side seats and the existing locker rooms were renovated. A new lighting system was added in 1977, and a new sound system has just been completed to make the Wisconsin Fieldhouse one of the best facilities of its kind in the Big Ten.



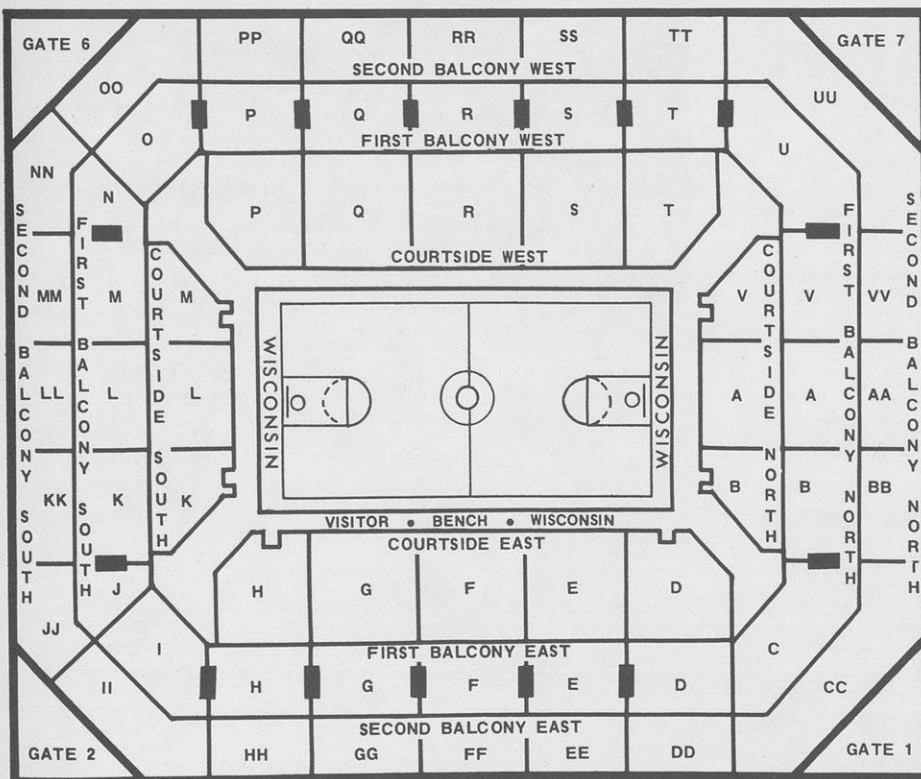
WISCONSIN HOME BASKETBALL ATTENDANCE SINCE 1946-47

Year	Games	Attendance	Average
1947	11	124,700	11,336
1948	10	130,900	13,090
1949	12	150,000	12,500
1950	11	139,500	12,681
1951	11	130,550	11,868
1952	11	132,000	12,000
1953	11	129,726	11,793
1954	11	108,192	9,836
1955	11	92,150	8,377
1956	11	66,100	6,009
1957	11	57,529	5,230
1958	11	61,448	5,586
1959	11	58,527	5,321
1960	12	75,216	6,268
1961	10	65,685	6,569
1962	13	88,681	6,822
1963	13	88,905	6,839
1964	10	69,873	6,987
1965	10	63,823	6,382
1966	12	85,199	7,100
1967	11	116,855	10,623
1968	11	104,346	9,486
1969	11	112,949	10,268
1970	11	97,686	8,881
1971	12	81,051	6,754
1972	12	79,922	6,660
1973	11	84,242	7,658
1974	13	98,346	7,565
1975	15	82,981	5,532
1976	14	72,996	5,214
1977	13	90,609	6,970
1978	14	122,075	8,720
1979	14	114,945	8,210
1980	15	115,960	7,731
1981	15	101,606	6,774
1982	13	65,505	5,039
1983	15	113,617	7,574
1984	13	98,280	7,560

ALL-TIME SINGLE GAME ATTENDANCE RECORDS

Date	Score	Attendance
Mar. 22, 1941	Wisconsin 36, Pittsburgh 30	14,000
Mar. 7, 1942	Wisconsin 62, Iowa 45	14,000
Jan. 11, 1943	Illinois 52, Wisconsin 40	14,000
Feb. 13, 1943	Indiana 51, Wisconsin 44	14,000
Feb. 19, 1944	Purdue 52, Wisconsin 50	14,000
Feb. 16, 1946	Iowa 44, Wisconsin 39	14,000
Feb. 22, 1947	Ohio State 57, Wisconsin 56	13,800
Mar. 1, 1941	Wisconsin 42, Minnesota 32	13,750
Feb. 15, 1941	Wisconsin 46, Illinois 30	13,600

- DOUBLE LETTERS DESIGNATE SECOND BALCONY SECTIONS.
- WHEELCHAIR AREAS LOCATED AT BASE OF SECTIONS COURTSIDE EAST, NORTH AND SOUTH.
- SEATS NUMBERED CLOCKWISE IN EACH SECTION.
- TICKET SALES AT GATE 2 AND GATE 6 (SOUTH END)
- "WILL CALL" (TICKET PICKUP) GATE 2



FIELDHOUSE RECORDS

Team Records—Single Game

Most points scored by one team—120, by Wisconsin (vs. SMU, Dec. 9, 1967). For Big Ten game—113, by Wisconsin (vs. Iowa, Feb. 9, 1974).

Most points scored by both teams—204 (Wisconsin 103, Illinois 101, Feb. 19, 1962) and (Wisconsin 110, Northwestern 94, Feb. 21, 1967). For Non-Conference game—202 (Wisconsin 120, SMU 82, Dec. 9, 1967).

Most field goals scored—48, by Wisconsin (vs. Gonzaga, Dec. 17, 1963) and (vs. SMU, Dec. 9, 1967). For Big Ten game—45, by Ohio State (vs. Wisconsin, Feb. 19, 1962).

Most field goals scored, both teams, single game—85 (Wisconsin 43, Illinois 42, Feb. 19, 1962).

Most free throws scored—40, by Wisconsin vs. Minnesota, Jan. 12, 1953.

Most free throws attempted—48 by Wisconsin vs. Minnesota, Jan. 12, 1953.

Best free throw percentage by both teams—1.000 (Purdue made 25 of 25 free throws and Wisconsin made 22 of 22 on Feb. 7, 1976).

Best field goal shooting percentage—.625 by Wisconsin (vs. Michigan State, Jan. 20, 1973). For opponent—.644 by Northwestern (vs. Wisconsin, 29 of 45 attempts, Jan. 3, 1980).

Most personal fouls by one team—39 by Marquette vs. Wisconsin, Dec. 4, 1949. For Big Ten game—35 by Purdue, Jan. 5, 1952; for Wisconsin, 33 vs. Notre Dame, Dec. 4, 1965; for Wisconsin in Big Ten game, 30 vs. Illinois, Jan. 1, 1951, and vs. Illinois, Jan. 19, 1974.

Individual Records—Single Game

Most points scored—50, by Terry Dischinger, Purdue (17 FG, 16 FT), Jan. 27, 1962. For Wisconsin—42, by Ken Barnes, Wisconsin vs. Indiana, March 8, 1965 (15 FG, 2 FT).

Most field goals scored—17, by Terry Dischinger, Purdue (vs. Wisconsin), Jan. 27, 1962. For Wisconsin player—16, by Bob Litzow (vs. Indiana), Feb. 10, 1958.

Most free throws scored—17, by Dale Koehler, Wisconsin vs. Loyola (Ill.), Dec. 6, 1975. For Big Ten game—16, by Terry Dischinger, Purdue vs. Wisconsin, Jan. 27, 1962.

Most free throws attempted—23, by Dale Koehler, Wisconsin vs. Loyola (Ill.), Dec. 6, 1975 (made 17). For Big Ten game—20, by Don Nelson, Iowa vs. Wisconsin, Jan. 4, 1960 (made 14).

Best field goal percentage—1.000 by Joe Chernelich vs. Loyola (8 of 8 attempts), Dec. 9, 1978. For Big Ten game—.923 by Albert Henry vs. Minnesota (12 of 13 attempts), Jan. 13, 1970. For opponent—.929 by Quinn Buckner, Indiana vs. Wisconsin (13 of 14 attempts), Jan. 20, 1975.

Best free throw percentage—1.000 by Clarence Sherrrod, Wisconsin vs. Ohio State (12 of 12 attempts), Feb. 24, 1970; 1.000 by Claude Gregory, Wisconsin vs. Northwestern (10 of 10 attempts), Jan. 11, 1979; 1.000 by Scott Skiles, Michigan State vs. Wisconsin (11 of 11 attempts), Jan. 12, 1984; 1.000 by Stew Robinson, Indiana vs. Wisconsin (10 of 10 attempts), Feb. 4, 1984.

TOP TWENTY CAREER SCORING LEADERS

Player	Seasons				Big Ten Games				All Games Played			
	No.	Years	G	FG	FT	Pts.	G	FG	FT	Pts.		
Claude Gregory	4	1977-81	72	431	285	1147	110	656	433	1745		
Clarence Sherrrod	3	1968-71	42	316	254	886	72	500	408	1408		
Cory Blackwell	3	1981-84	54	367*	185	920	83	563*	278	1405		
Wes Matthews	3	1977-80	41	279	177	735	69	489	273	1251		
Joe Franklin	3	1965-68	42	274	191	739	72	459	279	1215		
Dale Koehler	4	1972-76	51	306	166	778	78	478	244	1200		
Dick Cable	4	1951-55	60	290	230	810	82	432	316	1180		
Joe Chernelich	4	1976-80	72	299	163	761	109	465	241	1171		
Don Rehfeldt	4	1945-50	44	254	167	675	81	451	267	1169		
Leon Howard	3	1970-73	40	256	189	701	70	433	299	1165		
James Johnson	3	1966-69	42	258	167	683	72	423	301	1147		
Ken Siebel	3	1960-63	42	271	196	738	71	401	282	1084		
Larry Petty	4	1977-81	72	256	139	651	110	425	216	1066		
Chuck Nagle	3	1966-69	42	262	121	645	72	438	188	1064		
Ab Nicholas	3	1949-52	40	212	181	605	66	352	278	982		
Kim Hughes	3	1971-74	42	241	87	569	72	412	155	979		
Bob Litzow	3	1955-58	42	281	77	639	66	418	102	938		
Ken Gustafson	3	1963-66	42	198	106	502	70	363	195	921		
Paul Morrow	3	1951-54	46	197	224	618	66	299	307	905		
Mark Zubor	3	1963-66	42	195	100	490	70	348	205	901		
Bob Cook	3	1945-48	35	195	112	502	62	323	201	847		

* Includes one 3-point goal.

Note:

Badgers played 22-game schedule from 1949-50 through 1958-59 and also in 1964-65. Badgers played 24-game schedule from 1959-60 through 1963-64 and also from 1965-66 through 1973-74.

Badgers played 26 games in 1974-75 and 1975-76; 27 games from 1976-77 through 1978-79; and 29 games in 1979-80.

Badgers played 12 Big Ten games in 1949-50.


Badgers played 14-game Big Ten schedule from 1950-51 through 1973-74, except for 18-game schedule in 1952-53.

Since 1973-74 season, Badgers have played 18-game Big Ten schedule.

CAREER REBOUNDING LEADERS

Name	No.	Years	Reb.	Name	No.	Years	Reb.
Claude Gregory	4	1977-81	904	Ken Siebel	3	1960-63	543
Joe Franklin	3	1965-68	858	Kerry Hughes	3	1971-74	540
Joe Chernelich	4	1976-80	841	Tom Hughbanks	3	1959-62	533
Kim Hughes	3	1971-74	806	James Johnson	3	1966-69	529
Larry Petty	4	1977-81	718	Leon Howard	3	1970-73	529
Dale Koehler	4	1972-76	680	Mark Zubor	3	1963-66	518
Paul Morrow	3	1951-54	648*	Clarence Sherrrod	3	1968-71	518
Tom Gwyn	3	1960-63	641	Ken Gustafson	3	1963-66	496
Cory Blackwell	3	1981-84	586	Brad Sellers	2	1981-83	473
Jack Brens	3	1961-64	574	Al Henry	3	1967-70	462
Bill Pearson	4	1974-78	549				

* Rebounding totals since 1950-51 season. Totals not kept prior to then.



WISCONSIN INDIVIDUAL CAREER RECORDS

GAMES PLAYED

110	Claude Gregory	1977-81
110	Larry Petty	1977-81
109	Joe Chnelich	1976-80
105	Dan Hastings	1977-81
103	Arnold Gaines	1976-80
103	Bill Pearson	1974-78
103	Keith Mitchell	1978-82

GAMES STARTED

108	Joe Chnelich	1976-80
99	Larry Petty	1977-81
88	Claude Gregory	1977-81
79	Cory Blackwell	1981-84
75	Arnold Gaines	1976-80

MOST FIELD GOALS

656	Claude Gregory	1977-81
563	Cory Blackwell	1981-84
500	Clarence Sherrod	1968-71
489	Wes Matthews	1977-80
478	Dale Koehler	1972-76

BIG TEN

431	Claude Gregory	1977-81
367	Cory Blackwell	1981-84
316	Clarence Sherrod	1968-71
306	Dale Koehler	1972-76
299	Joe Chnelich	1976-80

MOST FIELD GOAL ATTEMPTS

1492	Claude Gregory	1977-81
1234	Cory Blackwell	1981-84
1230	Clarence Sherrod	1968-71
1218	Bob Litzow	1955-58
1082	Dick Cable	1951-55

BIG TEN

1007	Claude Gregory	1977-81
846	Bob Litzow	1955-58
797	Cory Blackwell	1981-84
787	Dick Cable	1951-55
776	Clarence Sherrod	1968-71

BEST FIELD GOAL

PERCENTAGE (500 Att.)

.512	Joe Chnelich	1976-80
.492	Brad Sellers	1981-83
.477	Wes Matthews	1977-80
.474	Kim Hughes	1971-74
.472	Larry Petty	1977-81
.467	Kerry Hughes	1971-74

BIG TEN (300 Att.)

.5094	Al Henry	1967-70
.5093	Brad Sellers	1981-83
.502	Joe Chnelich	1976-80
.488	Kerry Hughes	1971-74
.4703	Lee Oler	1969-72
.4698	Kim Hughes	1971-74

MOST FREE THROWS

433	Claude Gregory	1977-81
408	Clarence Sherrod	1968-71
316	Dick Cable	1951-55
307	Paul Morrow	1951-54
301	James Johnson	1966-69

BIG TEN

285	Claude Gregory	1977-81
254	Clarence Sherrod	1968-71
230	Dick Cable	1951-55
224	Paul Morrow	1951-54
196	Ken Siebel	1960-63

MOST FREE THROW ATTEMPTS

586	Claude Gregory	1977-81
522	Clarence Sherrod	1968-71
476	Joe Franklin	1965-68
449	Paul Morrow	1951-54
429	James Johnson	1966-69

BIG TEN

387	Claude Gregory	1977-81
325	Clarence Sherrod	1968-71
312	Dick Cable	1951-55
305	Joe Franklin	1965-68
285	Ken Siebel	1960-63

BEST FREE THROW

PERCENTAGE (200 Att.)

.817	Wes Matthews	1977-80
.804	Mike Carlin	1965-68
.801	Dick Miller	1953-56
.785	Lee Oler	1969-72
.782	Clarence Sherrod	1968-71

BIG TEN (150 Att.)

.824	Dick Miller	1953-56
.823	Wes Matthews	1977-80
.782	Clarence Sherrod	1968-71
.766	Bill Pearson	1974-78
.756	Chuck Nagle	1966-69

MOST PERSONAL FOULS

389	Claude Gregory	1977-81
371	Larry Petty	1977-81
341	Joe Chnelich	1976-80
287	Bill Pearson	1974-78
263	Paul Morrow	1951-54
263	Arnold Gaines	1976-80

BIG TEN

252	Claude Gregory	1977-81
237	Larry Petty	1977-81
236	Joe Chnelich	1976-80
205	Bill Pearson	1974-78
202	Arnold Gaines	1976-80

MOST ASSISTS

290	Arnold Gaines	1976-80
255	Wes Matthews	1977-80
222	Dan Hastings	1977-81
195	Bob Falk	1974-77
194	James Smith	1975-78

BIG TEN

202	Arnold Gaines	1976-80
131	Wes Matthews	1977-80
122	James Smith	1975-78
117	Dan Hastings	1977-81
112	Bob Falk	1974-77

MOST STEALS

131	Claude Gregory	1977-81
113	Wes Matthews	1977-80
101	Cory Blackwell	1981-84
90	John Bailey	1978-82
75	Joe Chnelich	1976-80
72	Scott Roth	1981-84

BIG TEN

84	Claude Gregory	1977-81
71	Cory Blackwell	1981-84
61	Wes Matthews	1977-80
52	Joe Chnelich	1976-80
51	John Bailey	1978-82
49	Arnold Gaines	1976-80

MOST POINTS

1745	Claude Gregory	1977-81
1408	Clarence Sherrod	1968-71
1405	Cory Blackwell	1981-84
1251	Wes Matthews	1976-80
1215	Joe Franklin	1965-68

BIG TEN


1256	Cory Blackwell	1981-84
1147	Claude Gregory	1977-81
886	Clarence Sherrod	1968-71
810	Dick Cable	1951-55
778	Dale Koehler	1972-76

MOST REBOUNDS


904	Claude Gregory	1977-81
858	Joe Franklin	1965-68
841	Joe Chnelich	1976-80
806	Kim Hughes	1971-74
718	Larry Petty	1977-81

BIG TEN


609	Claude Gregory	1977-81
539	Joe Chnelich	1976-80
526	Joe Franklin	1965-69
471	Kim Hughes	1971-74
441	Larry Petty	1977-81




CLAUDE GREGORY



DICK MILLER



ARNOLD "CLYDE" GAINES



CORY BLACKWELL

WISCONSIN INDIVIDUAL SINGLE SEASON RECORDS

GAMES PLAYED

29 Joe Chernelich	1979-80
29 Larry Petty	1979-80
29 Claude Gregory	1979-80
29 Keith Mitchell	1979-80

GAMES STARTED

29 Joe Chernelich	1979-80
28 Claude Gregory	1979-80
28 Cory Blackwell	1982-83
28 Brad Sellers	1982-83
28 Rick Olson	1982-83
28 Rick Olson	1983-84
28 Scott Roth	1983-84

MOST FIELD GOALS

215 Cory Blackwell	1982-83
211 Clarence Sherrod	1970-71
211 Wes Matthews	1979-80
202 Joe Franklin	1967-68
201 Cory Blackwell	1983-84
199 Claude Gregory	1980-81
197 Claude Gregory	1979-80

BIG TEN

139 Cory Blackwell	1982-83
135 Dale Koehler	1975-76
134 Cory Blackwell	1983-84
131 Clarence Sherrod	1970-71
131 Claude Gregory	1980-81
130 Wes Matthews	1978-79

MOST FIELD GOAL ATTEMPTS

591 Clarence Sherrod	1970-71
505 Don Rehfeldt	1949-50
468 Bob Litzow	1956-57
465 Cory Blackwell	1982-83
439 Cory Blackwell	1983-84
438 Clarence Sherrod	1969-70
438 Claude Gregory	1980-81

BIG TEN

330 Clarence Sherrod	1970-71
318 Dale Koehler	1975-76
303 Bob Litzow	1956-57
292 Bob Litzow	1957-58
290 Cory Blackwell	1982-83
287 Chuck Nagle	1966-67

BEST FIELD GOAL PERCENTAGE (200 Att.)

.537 Joe Chernelich	1976-77
.535 Joe Chernelich	1979-80
.520 Larry Petty	1978-79
.5121 Wes Matthews	1978-79
.5118 Bill Pearson	1977-78

BIG TEN (100 Att.)

.577 Al Rudd	1975-76
.538 Joe Chernelich	1979-80
.530 Al Henry	1969-70
.525 Brad Sellers	1982-83
.519 Larry Petty	1978-79
.516 Kerry Hughes	1972-73

MOST FREE THROWS

168 Clarence Sherrod	1969-70
152 Claude Gregory	1980-81
148 Clarence Sherrod	1970-71
145 Dick Miller	1955-56
140 Joe Franklin	1967-68
140 Claude Gregory	1979-80

BIG TEN

115 Clarence Sherrod	1969-70
102 Claude Gregory	1980-81
98 Joe Franklin	1967-68
96 Dick Miller	1955-56
91 Paul Morrow	1952-53

MOST FREE THROW ATTEMPTS

210 Joe Franklin	1967-68
202 Clarence Sherrod	1969-70
202 Claude Gregory	1980-81
200 Clarence Sherrod	1970-71
192 James Johnson	1968-69

BIG TEN

146 Joe Franklin	1967-68
136 Paul Morrow	1952-53
136 Clarence Sherrod	1969-70
129 Claude Gregory	1980-81
116 Dick Miller	1955-56
116 Clarence Sherrod	1970-71

BEST FREE THROW PERCENTAGE (100 Att.)

.888 Wes Matthews	1979-80
.832 Clarence Sherrod	1969-70
.801 Dick Miller	1955-56
.798 Dick Miller	1954-55
.792 Lee Oler	1971-72

BIG TEN (75 Att.)

.863 Wes Matthews	1979-80
.853 Bill Pearson	1977-78
.846 Clarence Sherrod	1969-70
.828 Dick Miller	1955-56
.813 Walter Holt	1957-58

MOST PERSONAL FOULS

106 Claude Gregory	1979-80
101 Larry Petty	1980-81
99 Keith Mitchell	1981-82
98 Jim Clinton	1950-51
98 Brad Sellers	1982-83
97 Claude Gregory	1978-79
97 Larry Petty	1979-80
97 Claude Gregory	1980-81

BIG TEN

79 Paul Morrow	1952-53
75 Tony Stracka	1952-53
71 Claude Gregory	1979-80
70 Keith Mitchell	1981-82
68 Joe Chernelich	1978-79
67 Bill Pearson	1977-78

MOST ASSISTS

118 Wes Matthews	1979-80
106 Wes Matthews	1978-79
99 Marshall Markham	1950-51
96 Arnold Gaines	1978-79
93 Bob Falk	1976-77
93 Carl Golston	1981-82

BIG TEN

83 Marshall Markham	1950-51
72 Wes Matthews	1978-79
64 Arnold Gaines	1977-78
63 Arnold Gaines	1978-79
60 Arnold Gaines	1976-77

MOST STEALS

53 Wes Matthews	1978-79
45 Claude Gregory	1978-79
43 Scott Roth	1983-84
42 Wes Matthews	1979-80
39 John Bailey	1980-81
39 Cory Blackwell	1982-83

BIG TEN

30 Wes Matthews	1978-79
29 Claude Gregory	1978-79
29 Scott Roth	1983-84
28 Cory Blackwell	1982-83
25 John Bailey	1981-82

MOST POINTS

570 Clarence Sherrod	1970-71
550 Claude Gregory	1980-81
549 Wes Matthews	1979-80
544 Joe Franklin	1967-68
538 Clarence Sherrod	1969-70

BIG TEN


364 Claude Gregory	1980-81
360 Dale Koehler	1975-76
348 Cory Blackwell	1983-84
347 Clarence Sherrod	1969-70
345 Clarence Sherrod	1970-71

MOST REBOUNDS


344 Jim Clinton	1950-51
334 Joe Franklin	1967-68
306 Jack Brens	1962-63
301 Kim Hughes	1972-73
290 Paul Morrow	1951-52

BIG TEN


222 Jim Clinton	1950-51
194 Joe Franklin	1967-68
191 Joe Franklin	1966-67
177 Jack Brens	1962-63
176 Dale Koehler	1975-76
176 Brad Sellers	1981-82




JOE CHRNELICH



CLARENCE SHERROD



JOE FRANKLIN



WES MATTHEWS

WISCONSIN INDIVIDUAL SINGLE GAME RECORDS

MOST FIELD GOALS

- 16 Bob Litzow vs. Indiana 2/10/58
- 15 Ken Barnes vs. Indiana 3/8/65
- 15 Joe Franklin vs. Michigan 1/6/68
- 15 Joe Franklin vs. Mich. State 1/16/68
- 15 Chuck Nagle vs. Purdue 3/2/68
- 15 Clarence Sherrod vs. Eastern Ill. 12/1/70
- 15 Dale Koehler vs. Iowa 2/1/75
- 15 Dale Koehler vs. Michigan 2/2/76

BEST FIELD GOAL PERCENTAGE (10 Att.)

- .923 Al Henry vs. Minnesota (12-13) 1/13/70
- .900 Larry Petty vs. Illinois (9-10) 1/18/79
- .875 Leon Howard vs. Mich. St. (14-16) 1/20/73
- .846 Walter Holt vs. Rice (11-13) 12/16/57
- .846 Wes Matthews vs. Morgan St. (11-13) 12/23/79

MOST REBOUNDS

- 30 Paul Morrow vs. Purdue 1/3/53
- 27 Joe Franklin vs. Purdue 3/2/68
- 26 Mark Zubor vs. Gonzaga 12/17/63
- 25 Joe Chrnlich vs. St. Mary's (CA) 12/2/76
- 23 Curt Mueller vs. Northwestern 3/3/56
- 23 Jack Brens vs. St. John's 1/26/63
- 23 Ken Barnes vs. Indiana 3/8/65
- 23 Joe Franklin vs. Illinois 12/19/66

MOST ASSISTS

- 13 Wes Matthews vs. Army 12/30/79
- 11 Dick Cable vs. California 12/20/52
- 11 Jim Smith vs. Northwestern 2/19/77
- 11 Joe Chrnlich vs. Canisius 12/3/77
- 11 Wes Matthews vs. Northwestern 2/24/79

MOST POINTS

- 42 Ken Barnes vs. Indiana 3/8/65
- 39 Rick Olson vs. Michigan 1/14/84
- 38 Joe Franklin vs. Michigan State 1/16/68

- 38 Dale Koehler vs. Iowa 2/1/75
- 37 Chuck Nagle vs. Michigan 3/4/67
- 36 Dale Koehler vs. Michigan 2/2/76

MOST FIELD GOAL ATTEMPTS

- 37 Don Rehfeldt vs. Iowa 2/28/49
- 32 Don Rehfeldt vs. Iowa 2/18/50
- 32 Bob Litzow vs. Indiana 2/10/58
- 31 Don Rehfeldt vs. UCLA 12/23/48
- 30 Bob Litzow vs. Ohio State 1/21/56
- 30 Cory Blackwell vs. Minnesota 2/19/83

MOST FREE THROWS


- 17 Dale Koehler vs. Loyola (Chi.) 12/6/75
- 15 Paul Morrow vs. Michigan 2/21/53
- 15 Bill Pearson vs. Northwestern 2/18/78
- 14 Clarence Sherrod vs. Tulane 12/19/70
- 13 Joe Franklin vs. Michigan 1/10/67
- 13 Leon Howard vs. Illinois 2/10/73
- 13 Claude Gregory vs. Marquette 3/10/81

MOST FREE THROW ATTEMPTS


- 24 Paul Morrow vs. Michigan 2/21/53
- 23 Dale Koehler vs. Loyola (Chi.) 12/6/75
- 19 Joe Franklin vs. Michigan 1/10/67
- 18 Joe Franklin vs. Northwestern 3/9/68
- 17 Ron Jackson vs. Iowa 1/6/62
- 17 Jack Brens vs. Indiana 2/12/62
- 17 Ken Siebel vs. Indiana 2/12/62
- 17 Leon Howard vs. Illinois 2/10/73

BEST FREE THROW PERCENTAGE (10 ATT.)


- 1.000 Dick Miller vs. Illinois (12-12) 1/9/56
- 1.000 Clarence Sherrod vs. Ohio State (12-12) 2/24/70
- 1.000 Clarence Sherrod vs. Illinois (11-11) 2/23/71
- 1.000 Leon Howard vs. Iowa (11-11) 2/27/71
- 1.000 Clarence Sherrod vs. Minnesota (11-11) 3/4/71
- 1.000 Wes Matthews vs. Cleveland St. (11-11) 12/22/79




ALBERT HENRY



DICK CABLE



DALE KOEHLER



PAUL MORROW

WISCONSIN TEAM SINGLE GAME RECORDS

MOST FIELD GOALS

- 48 vs. Gonzaga 12/17/63
- 48 vs. Southern Methodist 12/9/67
- 44 vs. West Virginia 12/18/65
- 44 vs. Illinois 3/11/67
- 44 vs. Eastern Illinois 12/1/70

MOST FIELD GOAL ATTEMPTS

- 113 vs. Michigan State 1/6/64
- 111 vs. Michigan Tech 12/5/70
- 102 vs. South Dakota 12/9/72
- 99 vs. Northern Michigan 12/11/71
- 97 vs. West Virginia 12/18/65

BEST FIELD GOAL PERCENTAGE

- .744 vs. Army (32-43) 12/30/79
- .625 vs. Michigan State (40-64) 1/20/73
- .623 vs. Michigan State (33-53) 1/12/84
- .620 vs. Northwestern (31-50) 1/11/79
- .613 vs. Utah (38-62) 12/28/62
- .613 vs. Bowling Green (38-62) 12/24/64

MOST FREE THROWS

- 41 vs. Illinois 1/1/55
- 40 vs. Minnesota 1/12/53
- 37 vs. Michigan 2/21/53
- 34 vs. Arizona 12/30/66
- 33 vs. Illinois 2/19/55

- 33 vs. Iowa 1/6/62
- 33 vs. Indiana 2/12/62

MOST FREE THROW ATTEMPTS

- 61 vs. Michigan 2/21/53
- 54 vs. Illinois 1/1/55
- 50 vs. Indiana 2/12/62
- 48 vs. Minnesota 1/12/53
- 48 vs. Michigan State 3/9/53

BEST FREE THROW PERCENTAGE

- 1.000 vs. Purdue (22-22) 2/7/76
- 1.000 vs. Southern Illinois (12-12) 12/3/83
- .950 vs. Michigan State (19-20) 2/27/65

- .947 vs. Michigan State (18-19) 2/19/66
- .941 vs. Ohio University (16-17) 12/15/70

- .935 vs. Michigan State (29-31) 3/1/54

MOST REBOUNDS

- 79 vs. Michigan Tech 12/5/70
- 74 vs. South Dakota 12/9/72
- 74 vs. Washington (St. Louis) 12/11/73

MOST POINTS

- 120 vs. Southern Methodist 12/9/67
- 115 vs. Gonzaga 12/17/63
- 114 vs. Michigan Tech 12/5/70
- 113 vs. Iowa 2/9/74
- 110 vs. Northwestern 2/21/67

WISCONSIN TEAM SINGLE SEASON RECORDS

MOST FIELD GOALS

793 in 1961-62
792 in 1970-71
783 in 1975-76
783 in 1979-80
780 in 1963-64

BIG TEN

535 in 1975-76
519 in 1974-75
506 in 1976-77
495 in 1978-79
487 in 1977-78

MOST FIELD GOAL ATTEMPTS

1915 in 1963-64
1831 in 1970-71
1818 in 1974-75
1812 in 1961-62
1808 in 1975-76

BIG TEN

1258 in 1975-76
1253 in 1974-75
1231 in 1952-53
1184 in 1976-77
1154 in 1963-64

BEST FIELD GOAL PERCENTAGE

.471 in 1983-84
.470 in 1979-80
.461 in 1980-81
.456 in 1973-74
.445 in 1967-68
.4404 in 1982-83
.4401 in 1962-63

BIG TEN

.473 in 1973-74
.457 in 1983-84
.457 in 1980-81
.451 in 1972-73
.447 in 1971-72
.446 in 1965-66

MOST FREE THROWS

495 in 1954-55
486 in 1953-54
473 in 1952-53
463 in 1970-71
457 in 1966-67
457 in 1979-80

BIG TEN

378 in 1952-53
345 in 1954-55
324 in 1953-54
291 in 1966-67
291 in 1977-78

MOST FREE THROW ATTEMPTS

717 in 1952-53
695 in 1953-54
693 in 1954-55
666 in 1961-62
658 in 1966-67
658 in 1970-71

BIG TEN

565 in 1952-53
479 in 1954-55
456 in 1953-54
419 in 1977-78
418 in 1955-56

BEST FREE THROW PERCENTAGE

.758 in 1983-84
.725 in 1982-83
.718 in 1975-76
.716 in 1979-80
.714 in 1954-55
.7044 in 1969-70
.7036 in 1970-71

BIG TEN

.764 in 1983-84
.738 in 1973-74
.736 in 1969-70
.722 in 1954-55
.721 in 1982-83
.716 in 1979-80
.715 in 1966-67

MOST REBOUNDS

1268 in 1970-71
1245 in 1972-73
1207 in 1966-67
1196 in 1962-63
1177 in 1961-62

BIG TEN

776 in 1975-76
775 in 1974-75
741 in 1976-77
722 in 1970-71
714 in 1962-63

BEST REBOUND AVERAGE

52.8 in 1970-71
51.9 in 1972-73
50.3 in 1966-67
50.0 in 1950-51
49.8 in 1962-63

BIG TEN

51.6 in 1970-71
51.0 in 1962-63
50.1 in 1966-67
48.8 in 1961-62
47.5 in 1963-64

MOST POINTS

2047 in 1970-71
2032 in 1961-62
2023 in 1979-80
1997 in 1975-76
1967 in 1963-64

BIG TEN

1338 in 1975-76
1265 in 1977-78
1264 in 1976-77
1260 in 1974-75
1237 in 1978-79

BEST OFFENSIVE SCORING AVERAGE

86.3 in 1970-71
84.7 in 1961-62
81.9 in 1963-64
81.8 in 1966-67
80.1 in 1967-68

BIG TEN

84.8 in 1966-67
84.1 in 1970-71
83.6 in 1961-62
81.6 in 1969-70
78.6 in 1963-64

LEAST POINTS ALLOWED AVERAGE

52.6 in 1949-50
56.9 in 1950-51
60.0 in 1951-52
61.9 in 1952-53
63.3 in 1953-54

BIG TEN

55.0 in 1949-50
57.4 in 1950-51
60.3 in 1951-52
62.4 in 1952-53
65.3 in 1979-80

LEAST REBOUNDS ALLOWED AVERAGE

30.5 in 1983-84
31.8 in 1979-80
32.7 in 1980-81
33.5 in 1954-55
36.6 in 1982-83
36.8 in 1978-79
37.4 in 1977-78

BIG TEN

30.0 in 1983-84
31.9 in 1979-80
32.3 in 1980-81
33.6 in 1978-79
35.1 in 1954-55
35.6 in 1982-83
36.7 in 1977-78

MISCELLANEOUS RECORDS

TEAM

MOST CONSECUTIVE FREE THROWS SINGLE GAME—23 vs. Michigan State 3/1/54
MOST ASSISTS SINGLE GAME—33 vs. Northwestern 3/7/53
MOST FOULS COMMITTED SINGLE GAME—33 vs. Notre Dame 12/4/65
LARGEST MARGIN OF VICTORY—70 vs. Beloit (80-10) 1/7/05
LARGEST MARGIN OF DEFEAT—53 vs. Indiana (114-61) 1/31/76
LONGEST WINNING STREAK—29 games (15-0 in 1911-12 and first 14 in 1912-13)
LONGEST WINNING STREAK AT HOME—32 games (March 8, 1911 to January 8, 1915)
LONGEST LOSING STREAK—14 games (January 8, 1976 to February 26, 1976)
LARGEST ATTENDANCE SINGLE GAME—23,266 at Lexington, KY 11/27/76 (vs. Kentucky)
LARGEST ATTENDANCE BIG TEN GAME—19,165 at Chicago Stadium 2/15/47 (vs. Northwestern)
LARGEST HOME ATTENDANCE—14,000 vs. Pittsburgh 3/22/41 (equalled five other times)
LARGEST HOME SEASON ATTENDANCE—150,000 in 1948-49 (12 games)
LARGEST TOTAL SEASON ATTENDANCE—257,820 in 1978-79 (27 games)

INDIVIDUAL


BEST SCORING AVERAGE ENTIRE CAREER—19.6 by Clarence Sherrod 1968-71
BEST SCORING AVERAGE BIG TEN CAREER—21.1 by Clarence Sherrod 1968-71
BEST SCORING AVERAGE SINGLE SEASON—23.8 by Clarence Sherrod 1970-71
BEST SCORING AVERAGE BIG TEN SEASON—24.8 by Clarence Sherrod 1970-71
CONSECUTIVE FREE THROWS (ANY GAMES)—35 by Wes Matthews 12/12/79-1/5/80
CONSECUTIVE FREE THROWS (BIG TEN)—29 by Dick Miller 1955-56
CONSECUTIVE FREE THROWS START OF CAREER—14 by Martin Gharrity 1959-60

LEADING WISCONSIN SCORERS OF LAST 37 YEARS

	All Games	Big Ten						
1946—Bob Cook	289	169*	1960—Tom Hughbanks	312	189	1974—Gary Anderson	325	214
1947—Bob Cook	323	187*	1961—Tom Hughbanks	301	172	1975—Bruce McCauley	418	300
1948—Bob Cook	235	146*	1962—Ken Siebel	392	282	1976—Dale Koehler	505	360
1949—Don Rehfeldt	381	229*	1963—Jack Brens	425	245	1977—James Gregory	429	312
1950—Don Rehfeldt	436	265*	1964—Ken Gustafson	359	174	1978—Arnold Gaines	294	260
1951—Ab Nicholas	366	266	1965—Mark Zubor	345	206	1979—Wes Matthews	499	338
1952—Ab Nicholas	361	235	1966—Ken Gustafson	333	185	1980—Wes Matthews	549	316
1953—Paul Morrow	352	275*	1967—Chuck Nagle	463	304	1980—Claude Gregory	534	319
1954—Dick Cable	301	203	1968—Joe Franklin	544	342	1981—Claude Gregory	550	364
1955—Dick Cable	442	257	1969—James Johnson	462	255	1982—Brad Sellers	378	255
1956—Dick Miller	429	290	1970—Clarence Sherrod	538	347	1983—Cory Blackwell	511	338
1957—Bob Litzow	355	239	1971—Clarence Sherrod	570	345	1984—Cory Blackwell	529	348
1958—Bob Litzow	324	209	1972—Leon Howard	378	242			
1959—Bob Barneson	259	158	1973—Leon Howard	431	263			
1960—Marty Gharrity	312	167	1974—Kim Hughes	367	201			


* 12 games
** 18 games

1984-85 WISCONSIN BASKETBALL TEAM



First Row, left to right, Gregg Steinhaus, Scott Roth, Jack Hippen, John Ploss, Jay Laszewski, Rick Olson. **Second Row**, left to right, Shelton Smith, J.J. Weber, Mike Heineman, Robert Barnes, Rod Ripley, Don Harris. **Third Row**, left to right, Assistant Coaches Brad McNulty, Rick Bowen, Ray McCallum; Head Coach Steve Yoder; Graduate assistant Mark Zwart; Trainer Jim Bosanny; and Manager Brian Vivona.


WISCONSIN ALL-AMERICANS




1905
CHRIS STEINMETZ




1916
GEORGE LEVIS
FORWARD




1930
HAROLD (BUD) FOSTER
GUARD



1941
GENE ENGLUND
FORWARD



1942
JOHN KOTZ
FORWARD



1950
DON REHFELDT
CENTER

WISCONSIN BASKETBALL AWARDS

WISCONSIN ALL-CONFERENCE PLAYERS

1907—Charles Scribner, forward*
 1907—Arthur Frank, guard*
 1908—Hugh Harper, guard
 1908—Helfner Swenholt, forward*
 1911—Wallie Scoville, guard
 1912—Wallie Scoville, guard
 1912—Otto Stangel, forward
 1913—John Van Riper, guard*
 1913—Gene Van Ghent, center*
 1913—Carl Harper, guard*
 1913—Allen Johnson, forward*
 1914—Gene Van Ghent, center*
 1914—Carl Harper, guard*
 1915—George Levis, forward
 1916—George Levis, forward
 1916—William Chandler, center
 1916—Harold Olson, guard
 1917—William Chandler, center
 1917—Harold Olson, guard
 1917—Paul Meyers, guard
 1923—Gus Tebell, guard
 1923—Rollie Williams, guard
 1924—Marshall Diebold, guard
 1925—Marshall Diebold, guard
 1928—George Hotchkiss, guard
 1929—Harold E. Foster, center*
 1929—Ed Chmielewski, guard
 1930—Harold E. Foster, center
 1930—Ed Chmielewski, guard
 1934—Rolf 'Chub' Poser, guard
 1935—Rolf 'Chub' Poser, guard
 1935—Gil McDonald, guard
 1938—Hod Powell, forward
 1940—Gene Englund, center
 1941—Gene Englund, center
 1941—John Kotz, forward
 1942—John Kotz, forward
 1943—Ray Patterson, center (2nd)
 1944—Ray Patterson, center (2nd)
 1944—Russ Wendland, guard (2nd)
 1946—Bobby Cook, forward (hm)
 1947—Glen Selbo, guard
 1947—Walt Lautenbach, guard
 1947—Bob Cook, forward
 1948—Bob Cook, forward
 1949—Don Rehfeldt, center
 1950—Don Rehfeldt, center
 1951—Ab Nicholas, guard
 1952—Ab Nicholas, guard
 1968—Joe Franklin, forward
 1984—Cory Blackwell, forward

* Also All-Western choice

ALL-CONFERENCE ACADEMIC

1967—Chuck Nagle
 1970—Clarence Sherrod
 1972—Lee Oler
 1974—Gary Anderson
 1978—Bill Pearson

OSMAN "OZ" FOX MEMORIAL TROPHY MOST VALUABLE PLAYER (GYRO CLUB)

1941—Gene Englund, center*
 1942—John Kotz, forward*
 1943—Bob Sullivan, forward
 1944—Ray Patterson, center
 1945—Ray Patterson, center
 1946—Robert Cook, forward
 1947—Glen Selbo, guard*
 1948—Robert Cook, forward
 1949—Don Rehfeldt, center
 1950—Don Rehfeldt, center*
 1951—Ab Nicholas, guard
 1952—Ab Nicholas, guard
 1953—Charles Siefert, guard
 1954—Paul Morrow, center
 1955—Richard Cable, forward
 1956—Dick Miller, guard
 1957—Bob Litzow, forward
 1958—Walter Holt, guard
 1959—Bob Barneson, forward
 1960—Fred Clow, center
 1961—Ken Siebel, forward
 1962—Ken Siebel, forward
 1963—Ken Siebel, forward
 1964—Ken Gustafson, forward
 1965—Jim Bohlen, guard
 1966—Paul Morenz, guard
 1967—Joe Franklin, forward
 1968—Joe Franklin, forward
 1969—James Johnson, forward
 1970—Albert Henry, center
 1971—Glen Richgels, center
 1972—Leon Howard, forward
 1973—Leon Howard, forward and Kim Hughes, center
 1974—Gary Anderson, guard and Kim Hughes, center
 1975—Dale Koehler, forward
 1976—Dale Koehler, forward
 1977—Bob Falk, guard
 1978—Arnold Gaines, guard
 1979—Wes Matthews, guard
 1980—Joe Chnelich, forward
 1981—Claude Gregory, forward
 1982—John Bailey, guard
 1983—Cory Blackwell, forward
 1984—Cory Blackwell, forward

* Also won Big Ten Trophy

GOODMAN BROTHERS REBOUNDING TROPHY

1966—Joe Franklin, forward 235
 1967—Joe Franklin, forward 289
 1968—Joe Franklin, forward 334
 1969—James Johnson, forward 210
 1970—Al Henry, center 265
 1971—Glen Richgels, center 254
 1972—Kim Hughes, center 239
 1973—Kim Hughes, center 301
 1974—Kim Hughes, center 266
 1975—Dale Koehler, forward-center 213
 1976—Dale Koehler, forward 263
 1977—James Gregory, forward 268

1978—Joe Chnelich, forward 182
 1979—Claude Gregory, forward 236
 1980—Claude Gregory, forward 254
 1981—Claude Gregory, forward 249
 1982—Brad Sellers, forward 254
 1983—Brad Sellers, forward 219
 1984—Cory Blackwell, forward 243

JIMMY DEMETRAL FREE THROW TROPHY

1965—Ken Barnes, forward .738(62 of 84)
 1966—Mike Carlin, guard .778(70 of 90)
 1967—Mike Carlin, guard .852(46 of 54)
 1968—Mike Carlin, guard .800(56 of 70)
 1969—Chuck Nagle, forward .841(53 of 63)
 1970—Clarence Sherrod, guard .832(168 of 202)
 1971—Lee Oler, guard .831(49 of 59)
 1972—Lee Oler, guard .792(84 of 106)
 1973—Kerry Hughes, forward .773(51 of 66)
 1974—Marcus McCoy, forward .837(41 of 49)
 1975—Bruce McCauley, guard .784(98 of 125)
 1976—Bill Pearson, forward .833(45 of 54)
 1977—James Gregory, forward .698(97 of 139)
 1978—Bill Pearson, forward .779(64 of 75)
 1979—Wes Matthews, guard .784(109 of 139)
 1980—Wes Matthews, guard .888(127 of 143)
 1981—Claude Gregory, forward .752(152 of 202)
 1982—John Bailey, guard .737(56 of 76)
 1983—Brad Sellers, forward .828(82 of 99)
 1984—Rick Olson, guard .894(59 of 66)

ED SCHMITZ FRESHMAN ACHIEVEMENT AWARD

1966—Tom Mitchell, guard
 1967—Dave Zink, forward
 1968—Jim DeCremer, center
 1969—Lee Oler, forward-center
 1970—Leon Howard, forward
 1971—Gary Anderson, guard
 1972—Tim Paterick, guard
 1973—Dale Koehler, forward
 1974—Pete Brey, forward
 1975—Bill Pearson, forward
 1976—Mark Newburg, center
 1977—Joe Chnelich, forward
 1978—Claude Gregory, forward
 1979—James Smith, forward
 1980—Greg Dandridge, guard
 1981—James Hildebrand, forward
 1982—Brad Sellers, forward
 1983—Rick Olson, guard
 1984—Mike Heineman, guard

WISCONSIN BASKETBALL "W" AWARD WINNERS

(CAREER POINT TOTALS GIVEN FOR THOSE WHO GRADUATED AFTER 1950)

PLAYER	YEAR	GAMES	FG	FT	PTS	PLAYER	YEAR	GAMES	FG	FT	PTS
Adams, Lloyd	1970	17	71	45	187	Carlin, Michael	1966, '67, '68cc	72	261	172	694
Affeld, George	1943					Carlson, George N.	1918				
Alwin, Robert H.	1940, '41, '42c					Carpenter, Edward E.	1952c	27	33	28	94
Anderson, Dean	1976	11	12	3	27	Cartwright, Calvin	1977m				
Anderson, Gary	1972, '73, '74	66	295	82	672	Cary, David	1983	2	0	0	0
Anderson, George	1914					Ceaser, Carl F.	1920, '21, '22				
Anderson, Orrin	1925					Chandler, William	1916, '17, '18c				
Anderson, Peter R.	1951, '52	36	66	34	166	Chimelewski, Ed	1929, '30, '31cc				
Anderson, Walter R.	1939, '40cc					Chrnulich, Joseph	1977, '78, '79cc, '80cc	109	465	241	1171
Andrews, Charles	1926, '27, '28					Clark, Joe	1983m, '84m				
Asiakson, Charles	1965	26	21	11	53	Clinton, James E.	1951, '55	35	112	66	286
Bachman, Willis D.	1945					Clow, Fred	1958, '59, '60	53	109	72	290
Badura, Robert	1955, '56	22	24	16	64	Colbert, Brian	1975, '76	78	132	111	575
Bailey, John	1979, '80, '81, '82cc	88	484	122	734	Conlon, Dennis	1970, '71cc	48	97	54	248
Bain, Frank	1925					Cook, Robert B.	1946, '47, '48	62	323	201	847
Barao, Thomas	1970	18	33	12	78	Coyne, William	1937				
Barlow, Millard M.	1919					Crawley, Gerald	1958m				
Barnard, Samuel	1958	15	39	26	104	Dahlke, Charles	1951, '52	40	54	38	146
Barnes, Kenneth	1964, '65, '66	63	249	122	620	Daly, Michael C.	1953, '54	22	17	19	53
Barneson, Robert	1958, '59c, '60c	67	260	143	663	Dandridge, Greg	1980, '81, '82, '83c	99	78	51	207
Barnum, Rollie	1925, '26, '27cc					Davis, Ernest D.	1937, '38				
Bartlett, Edwin B.	1902, '03					Davis, George C.	1922m				
Barwig, Byron P.	1923, '24, '25					Dean, Harry	1952m				
Baumgarten, David	1971	8	4	3	11	DeCremer, James	1970, '71	30	41	16	98
Behr, Louis	1926, '27, '28c					DeMark, Nick R.	1934, '35, '36				
Bell, Byron O.	1937, '38, '39cc					DeMerit, John	1957	17	9	15	33
Bencriscutto, Fred M.	1950, '51	26	29	29	87	Dick, Donald P.	1944				
Bender, John S.	1933					Diebold, Marshall J.	1923, '24, '25c				
Bickelhaupt, William V.	1910					Dougan, Trevor C.	1926				
Biggs, James	1959, '60, '61c	41	99	51	249	Downs, Edward H.	1943				
Birch, Albert	1909, '10, '11c					Doyle, John F.	1928, '29cc				
Birch, Frank V.	1918					Drayton, Dwight	1970	9	6	0	12
Blackwell, Cory	1982, '83, '84	83	563	278	1405	Drevich, Sherwyn A.	1949m				
Bloor, James L.	1946					Dupee, David	1937, '38, '39cc				
Bohen, James	1963, '64, '65c	62	191	108	490	Dutrisca, Richard	1959, '61	31	102	30	234
Borland, Glenn F.	1956, '57c, '58c	52	135	65	335	1944					
Bowers, Dale B.	1949					Ellerman, Raymond H.	1928, '29				
Bradley, Morris	1941m					Elsom, Kendall A.	1923, '24				
Brens, John	1962, '63, '64	55	325	151	801	Englund, Gene	1939, '40, '41c	61	191	162	544
Brey, Peter	1975, '76, '77c	74	66	45	177	Englund, Gene Jr.	1962	16	11	4	26
Brock, Harold W.	1918					Epperson, Charles O.	1940, '41				
Brooks, Henry L.	1925, '26c					Falk, Robert	1975, '76, '77	71	226	102	554
Buechl, William K.	1951	22	10	10	30	Falls, Richard H.	1947, '48				
Bunke, Richard M.	1945					Fanning, Willis M.	1920				
Burdick, William C.	1899, 1900					Farber, Maurice	1929, '30				
Burington, Keith	1968, '69	34	60	15	135	Farwell, Knight D.	1924				
Burks, Frank	1960	8	40	11	91	Faurote, Gerald	1976, '77	8	0	1	1
Bush, James	1904, '05, '06c					1915					
Cable, Richard W.	1952, '53, '54, '55c	82	432	316	1180	Floden, Tuve J.	1953, '54, '55, '56	50	63	92	218
Cannon, Patrick	1971	7	0	2	2	Folz, Daniel J.	1954m				
						Forbes, James					



GARY ANDERSON



JOHN BAILEY



KEN BARNES



BOB BARNESON



CORY BLACKWELL



JACK BRENS



DICK CABLE



MIKE CARLIN



JOE CHRNUCH

PLAYER	YEAR	GAMES	FG	FT	PTS	PLAYER	YEAR	GAMES	FG	FT	PTS
Foster, Harold	1928, '29, '30c					Jacobson, Steve	1982cc	11	3	0	6
Franklin, Joseph	1966, '67, '68cc	72	459	279	1215	Jefferson, Ivan	1959	22	52	35	139
Frasor, Robert	1970, '71, '72c	70	199	144	542	Jenson, Bo	1981m, '82m				
Fuller, Gordy	1935, '36, '37c					Jenkins, Robert	1978, '79, '80	34	10	8	28
Gaines, Arnold	1977, '78, '79cc, '80	103	321	115	756	Johnson, Allen	1912, '13				
Gardner, Thomas	1966	29	19	10	48	Johnson, Bobbie	1963, '64	38	88	50	226
Gharrity, Martin	1960	33	147	93	387	Johnson, James	1967, '68, '69cc	72	423	301	1147
Gibson, Douglas N.	1922, '23, '24					Johnson, Richard E.	1937m				
Gilbert, Thomas	1935m					Johnson, Robb	1966, '67	32	27	7	61
Glasson, Lancelot L.	1944m					Johnson, Robert A.	1975, '76	47	97	58	252
Gloor, Andy	1981m, '82m					Johnson, Silas G., Jr.	1951, '52	35	25	20	70
Gnoza, Edmund P.	1940m					Johnson, William E.	1944, '45				
Godfrey, Roger K.	1953, '54	9	1	4	6	Jones, Charles W.	1935, '36, '37				
Goering, Vince	1945					Jorgensen, Richard	1955, '56c	43	83	112	218
Golston, Carl	1982	27	97	49	243	Knake, Robert J.	1933, '34				
Grams, David	1963	48	132	23	287	Knapp, Harold	1918, '19, '20, '21c				
Greenway, Gary	1976m					Koehler, Dale	1973, '74, '75c, '76c	78	478	244	1200
Gregory, Claude	1978, '79, '80, '81	110	656	433	1745	Korth, John	1983	2	0	0	0
Gregory, James	1977, '78	39	226	119	571	Kotz, John	1941, '42, '43c	65	318	201	837
Grimm, Kurt	1944, '45, '46					Kowalszyk, Henry	1927, '29				
Gross, Raymond	1957, '58, '59	60	143	87	377	Kranick, Lewis G.	1936m				
Gustafson, Kenneth	1964, '65, '66cc	70	363	195	921	Kreklow, Mike	1980, '81	50	34	38	106
Gwyn, Thomas	1961, '62, '63c	72	260	123	643	Krueger, Robert H.	1943, '47				
Haarlow, Robert R.	1946, '47, '48, '49					Kuckkahn, Todd	1980m				
Haas, Mel	1914, '15, '16c					Kuechenmeister, Hugo	1914				
Hackbart, Dale	1959	10	15	10	40	Kulas, Brian	1957, '58, '59	54	237	123	597
Hamann, Ray H.	1933, '34, '35					Lange, E.O.	1914, '15c				
Hansen, Jeff	1984m					Larson, LaVerne	1928m				
Hardy, Emir	1975	26	15	10	40	Laszewski, Jay	1983, '84	45	43	11	97
Harper, Carl S.	1912, '13, '14					Lautenbach, Walter H.	1942, '43, '47c				
Harper, Hugh A.	1906, '08, '10					Leichtfuss, David	1957	13	20	12	52
Harris, Bob R.	1937					Lester, William P.	1917m				
Hastings, Daniel	1978, '79, '80, '81c	105	214	66	494	Levis, George	1915, '16, '17cc				
Hearden, Donald	1962, '63, '64	66	262	118	642	Lindemann, Walter	1908				
Heifetz, Stu	1980m, '81m, '82m					Litzow, Robert	1956, '57, '58	66	418	102	938
Heineman, Mike	1984	27	27	42	96	Lotzer, Mark	1976	13	1	6	8
Hendrickson, Eino	1967, '68, '70	27	30	31	91	Luchsinger, Robert	1973, '74, '75	46	82	29	193
Henry, Albert	1969, '70c	45	216	96	528	Lynch, John E.	1941, '42				
Herreid, Carl P.	1952	11	3	2	8	Mack, Thomas	1955, '56	27	9	14	32
Hippen, Jack	1982, '83, '84	42	14	11	39	Mader, Robert E.	1947, '48, '49, '50c	46	79	92	250
Hirshberg, Walter	1899c, 1900c, '01c					Maisel, Lawrence J.	1918				
Holcomb, Douglas M.	1947					Manwaring, Craig	1972	12	9	7	25
Hollinger, Robert	1945					Mapel, Charles J.	1902				
Holt, Walter	1957, '58	50	163	105	431	Markham, Marshall D.	1949, '50, '51	47	121	77	354
Howard, Leon	1971, '72, '73c	70	433	299	1165	Mathews, Eugene R.	1945, '46c				
Hughbanks, Thomas	1960, '61, '62c	71	347	152	846	Matthews, Wesley	1978, '79, '80	69	489	273	1251
Hughes, Kerry	1972, '73, '74	69	300	118	718	Mayberry, Craig	1969, '70	41	92	53	237
Hughes, Kim	1972, '73, '74c	72	412	155	979	McCallum, James	1967, '68	44	99	56	254
Hume, John P.	1929m					McCauley, Bruce	1973, '74, '75	61	223	138	584
Jackson, Ronald	1961, '62	25	172	111	455	McConochie, Stewart	1903, '04				



BOB COOK



ARNOLD GAINES



CLAUDE GREGORY



KEN GUSTAFSON



TOM GWYN



DON HEARDEN



LEON HOWARD



TOM HUGHBANKS



KERRY HUGHES

PLAYER	YEAR	GAMES	FG	FT	PTS
McCoy, Marcus (Larry)	1973, '74, '75	74	306	100	728
McDonald, Gilbert E.	1933, '34, '35				
McIntosh, Charles Thomas	1917				
McIntosh, Clarence W.	1919, '23				
Menzel, Exner	1946, '47				
Merkel, Ralph	1925, '26, '27cc				
Miller, David	1983, '84	52	144	90	379
Miller, Godfrey J.	1925				
Miller, Lycan W.	1927, '28, '29				
Miller, Richard E.	1954, '55, '56	57	269	246	784
Miller, William	1967	7	1	1	3
Mills, David	1959	18	15	3	33
Mills, Edward R.	1943, '47, '48c				
Mitchell, Keith	1979, '80, '81, '82	98	74	33	181
Mitchell, Lee	1935, '36, '37				
Mitchell, Thomas	1967, '68, '69	69	77	65	219
Moore, Earl James	1948, '49, '50	23	7	10	24
Morenz, Paul	1965, '66	51	100	46	246
Morrow, J. Paul	1952, '53, '54	66	299	307	905
Mott, James A.	1951m				
Mueller, Curtis	1954, '55, '56	49	143	112	327
Murray, Richard	1959, '60	42	95	24	214
Myers, Peter C.	1953m				
Nagle, Charles	1967, '68, '69	72	438	188	1064
Nelson, Charles E., Jr.	1927m				
Nelson, Douglas E.	1930, '31, '32				
Nelson, George B.	1926, '27, '28				
Newburg, Mark	1976, '77, '79, '80	42	18	13	49
Nicholas, Albert O.	1950, '51, '52	66	352	278	982
Nickoli, Robert F.	1946				
Niemuth, Wallace E.	1946, '48				
Nord, Ronald	1950	10	1	2	4
Oake, Leroy	1932				
O'Brian, Leland	1944				
Oler, Lee	1970, '71, '72	70	268	168	704
Olson, Harold	1915, '16, '17cc				
Olson, Rick	1983, '84	56	295	90	698
Olson, Rick	1984m				
O'Melia, Michael	1962, '63, '64c	65	180	133	493
Ostrom, Lonnie	1961, '62, '63	57	88	34	210
Page, Donald A.	1949, '50	26	34	53	121
Pamperin, John F.	1958	14	3	5	11
Parker, John E.	1954, '55, '56	48	107	93	307
Paterick, Timothy	1973, '75, '76	66	141	59	341
Patterson, Donald	1963	20	14	11	39
Patterson, Ray	1942, '43, '44c, '45c				
Paul, John	1929, '30, '31cc				
Payne, Randolph R.	1914m				
Pearson, William	1975, '76, '77, '78	103	232	202	666
Pease, Harlow H.	1919, '20				

PLAYER	YEAR	GAMES	FG	FT	PTS
Petty, Larry	1978, '79, '80, '81	110	425	216	1066
Phelps, Marion O.	1912				
Piacenza, Richard	1973, '74, '76	30	26	16	68
Pipkorn, William	1939m				
Plondke, Scott	1984	18	13	7	33
Ploss, John	1982, '83, '84	74	60	34	154
Poker (Pokrzywinski), Lawrence R.	1947, '48, '49				
Poser, John F.	1930, '31, '32				
Poser, Rolf F.	1933, '34c, '35c				
Potter, John C.	1901, '02, '03c				
Powell, Howard	1936, '37, '38cc				
Powers, Edward P.	1926				
Powers, Robert L.	1960, '61	32	53	11	119
Prasil, Antone	1943m				
Preboski, Felix F.	1934, '35				
Pritchard, Arlyle	1937m				
Radke, Steven F.	1957, '58	29	30	18	103
Rebholz, James	1967	6	0	0	0
Reddick, Melvin	1969	19	41	18	100
Rehfeldt, Donald W.	1947, '48, '49, '50	81	451	267	1169
Rehm, Frederick R.	1941, '42, '43				
Remstad, Robert C.	1951	11	7	12	26
Rewey, Stanley L.	1932				
Reynolds, Donald W.	1921m				
Richgels, Glen	1971	26	126	39	291
Richter, Hugh V. (Pat)	1961, '62, '63	38	43	17	103
Ripley, Rodney	1984	9	0	3	3
Rizzi, Arthur J.	1946, '47				
Roberts, David	1964, '65, '66	64	186	128	460
Rogers, Douglas A.	1946, '47, '48, '49c				
Rogers, Harlan	1906, '07, '08c				
Rogneby, James	1957, '58, '59	39	17	7	33
Rohan, Patrick	1971, '72	23	7	6	20
Rooney, George W.	1936, '37, '38cc				
Rossin, Robert	1959, '60	25	20	25	65
Roth, Scott	1982, '83, '84	81	257	129	643
Ruckel, Robert	1946				
Rudd, Allen	1976	35	105	42	246
Ruder, Geo. L.	1916m				
Rundell, John	1938, '39, '40cc				
Ryan, William	1957m				
Ryckman, Kenneth A.	1932				
Ryser, Albert Jr.	1944				
Sands, Albert T.	1913, '14				
Sandsmark, Arthur R.	1948m				
Scheiwe, Edward J.	1940, '41, '42				
Schell, John	1967, '68, '69cc	56	61	65	187
Schmidt, Geo.	1926m				
Schmitt, Gustav G.	1904				



KIM HUGHES



JAMES JOHNSON



DALE KOELHER



JOHN KOTZ



BOB LITZOW



WES MATTHEWS



MARCUS MCCOY



DICK MILLER



PAUL MORROW

PLAYER	YEAR	GAMES	FG	FT	PTS
Schneider, Fredric G.	1948, '49, '50	34	88	49	225
Schneider, Harvey	1930, '31, '32				
Schoeneck, Thomas	1965	25	24	5	53
Schofield, H.	1902, '03, '04c				
Schrage, Warren	1941, '42				
Schwartz, John C.	1950	3	0	0	0
Schwartz, Robert	1939				
Scott, Harlo W.	1941, '42				
Scoville, Walter A.	1910, '11, '12c				
Scribner, Charles A.	1905, '06, '07c				
Seifriz, Tim	1983m, '84m				
Selbo, Glen L.	1944, '47				
Sellers, Brad	1982, '83	55	356	126	838
Serbiak, Robert	1958, '59	38	45	16	106
Severin, Max C.	1903, '04				
Sherrrod, Clarence	1969, '70, '71cc	72	500	408	1408
Siebel, Kenneth F.	1961, '62, '63	71	401	282	1084
Siefert, Charles J.	1952, '53cc	22	34	22	90
Simpson, Eber	1917, '18				
Smith, Desmond C.	1944, '45				
Smith, James III	1976, '77, '78c	76	237	70	544
Smith, Jim	1983	19	36	20	92
Smith, Robert W.	1946				
Smith, Thomas H.	1933, '34				
Smith, William	1976, '77	41	23	12	60
Spika, Daniel J.	1954	21	15	19	49
Spooner, A. Dwight	1923, '24				
Stack, John W.	1958, '59, '60m	19	19	7	45
Slauffacher, Rod	1983m				
Steen, Marvin H.	1931, '32c				
Stege, Edward R.	1934, '35, '36c				
Steinhaus, Gregg	1983, '84	50	50	21	121
Steinmetz, Christian Sr.	1902, '03, '04, '05c	18	112	238	462*
Steinmetz, Christian R.	1931				
Steinmetz, Donald W.	1950m				
Stelter, Keith	1965	20	36	20	92
Stephens, Stephen L.	1957, '58, '59	36	37	57	131
Stoll, George A.	1925, '26, '27				
Stoltz, Oscar W.	1914				
Stover, Paul	1898, 1900, '01				
Stracka, Anthony J.	1952, '53, '54	61	176	182	534
Strain, Wm. T.	1939, '40, '41				
Strickler, Palmer K.	1946				
Sullivan, Robert D.	1945				
Sullivan, Robert P.	1941, '42, '43				
Sweeney, Dennis	1965, '66, '67c	64	179	35	399
Swenholt, Helmer	1907, '08, '09c				
Swenson, Edwin A.	1918				
Sydnor, Raymond	1977, '78	41	80	35	195
Taylor, Warren A.	1920, '21, '22				

PLAYER	YEAR	GAMES	FG	FT	PTS
Tenhopen, Elmer R.	1927, '28, '29cc				
Ulwelling, John	1960	36	146	41	333
Uphoff, Rodney	1971	29	22	23	67
Vander Meulen, David M.	1960, '61	24	81	66	228
Van Dien, James P.	1950, '51c	27	38	45	121
Van Gent, E.	1912, '13, '14c				
Van Riper, J.	1911, '12, '13c				
Vivona, Brian	1982m, '83m, '84m				
Voigt, Theodore	1967, '68, '69	49	78	31	172
Wackman, Ralph	1924, '25				
Wagner, Bruce C.	1967	12	12	6	30
Walker, Gorden	1925m				
Wanzer, Gorden B.	1924m				
Ward, Thomas P.	1951, '52, '53cc	52	56	70	182
Ward, Thomas P.	1951, '52, '53cc	52	56	70	182
Watson, Gary	1971, '72	39	210	70	490
Weber, Gary	1981m				
Weber, Jeffery J.	1984	18	7	2	16
Weber, Robert J.	1953, '54c	24	39	41	119
Wegner, Fred A.	1934, '35, '36				
Weigandt, Robert	1937, '38, '39cc				
Weisner, Ronald	1952, '53, '54	10	6	12	24
Wendlund, Russell	1944				
Whaley, J. Kirkwook	1934m				
Whisman, Harlan M.	1910m				
Whisman, Ray	1931, '32, '33c				
Wilhelm, Steve	1972, '73, '74	29	10	8	28
Williams, John M.	1921				
Williams, Rolland F.	1921, '22, '23				
Wise, John E.	1946, '49				
Witt, William	1908, '09, '10c				
Wittig, Robert	1963	13	19	3	41
Wolf, Robert A.	1947m				
Woellaeager, Edwin F.	1903				
Worthman, Robert J.	1949, '50	9	6	5	17
Young, Francis P.	1960	14	11	6	28
Zeiger, Richard	1955, '56	39	28	32	88
Zink, David	1968, '69, '70	45	42	28	112
Zinkgraf, Gary	1979, '82cc	39	18	18	54
Zorn, Willis L.	1945, '48, '49				
Zubor, Mark	1964, '65, '66cc	70	348	205	901
Zulfer, Anthony G.	1918, '19c				
Zuppke, Robert C.	1904, '05				

* 1905 TOTALS ONLY

NOTE-Scoring totals compiled from available records 1950-present.



CHUCK NAGLE



AB NICHOLAS



LEE OLER



BILL PEARSON



LARRY PETTY



DON REHFELDT



C. SHERRROD



KEN SIEBEL



MARK ZUBOR

1984-85 BIG TEN MEN'S NON-CONFERENCE BASKETBALL SCHEDULE

NOVEMBER

- 18 ILLINOIS vs. Oklahoma
at Springfield, MA (Tipoff Classic)
- 24 Louisville at INDIANA
Lafayette at OHIO STATE
Arkansas-Little Rock at IOWA
MICHIGAN STATE at Canisius
PURDUE at Tampa
- 25 Morgan State at WISCONSIN
- 26 Detroit at MICHIGAN
Gonzaga at IOWA
Loras at NORTHWESTERN
- 28 Chicago State at ILLINOIS
Morehead State at IOWA
- 29 NORTHWESTERN at Notre Dame

DECEMBER

- 1 Oklahoma at ILLINOIS (CBS-TV)
Ohio University at INDIANA
George Mason at IOWA
Arkansas at OHIO STATE
Georgia at MICHIGAN
NORTHWESTERN at Loyola
Kentucky at PURDUE
Washington State at WISCONSIN
- 3 Kentucky State at WISCONSIN
- 4 INDIANA at Notre Dame
Iowa State at IOWA
- 5 Cal State-Chico at ILLINOIS
Youngstown State at MICHIGAN

- Miami-Ohio at PURDUE
- 6 Marquette at NORTHWESTERN
South Dakota at WISCONSIN
- 8 Kentucky at INDIANA (NBC-TV)
MICHIGAN at Dayton
Princeton at MINNESOTA
University of Chicago at NORTHWESTERN
OHIO STATE at Connecticut
South Carolina at PURDUE
Central Michigan at WISCONSIN
- 10 Western Michigan at MICHIGAN
St. Peter's at MICHIGAN STATE
- 11 INDIANA at Iowa State
OHIO STATE at Maryland
- 12 Georgia State at IOWA
Eastern Michigan at MICHIGAN
WISCONSIN at Nebraska
- 14 Dartmouth at WISCONSIN (6:05 p.m.)
- 15 South Carolina State at ILLINOIS
Illinois Wesleyan at IOWA
Missouri at MICHIGAN STATE
MINNESOTA at Oregon
Northern Illinois at NORTHWESTERN
Tulane at OHIO STATE
Fredonia State at PURDUE
- 17 Alcorn State at MICHIGAN
MINNESOTA at Arizona
Evansville at PURDUE
- 18 Cincinnati vs. ILLINOIS
at Rosemont Horizon

- MICHIGAN STATE at George Washington
- 19 Central Florida at OHIO STATE
Duke at NORTHWESTERN
- 20 MINNESOTA at Arkansas
Southern Illinois at PURDUE
- 22 ILLINOIS at Loyola-Chicago
INDIANA at Kansas State
South Carolina at IOWA
Rutgers at MICHIGAN
MICHIGAN STATE at Illinois-Chicago
NORTHWESTERN at DePaul
Missouri at OHIO STATE
Southeast Missouri State at PURDUE
WISCONSIN vs. Northern Illinois
at Rockford, IL
- 26 Marquette at MINNESOTA
- 27 Butler at NORTHWESTERN
- 28 Connecticut at MINNESOTA
- 29 MICHIGAN at Tennessee
Cleveland State at NORTHWESTERN

JANUARY

- 27 Kansas at MICHIGAN (CBS-TV)

FEBRUARY

- 3 ILLINOIS at Houston (NBC-TV)
- 16 OHIO STATE vs. Northeastern
at The Meadowlands


1984-85 BIG TEN MEN'S BASKETBALL TOURNAMENT SCHEDULE

NOVEMBER

- 23-24 Illinois vs. Idaho State in Alaska Shootout at Anchorage (Also Maryland, Tennessee, Oregon, Kansas, Alabama-Birmingham, Alaska)
- 30-12/1 Michigan State vs. Western Michigan in Spartan Cutlass Classic at East Lansing (Also Central Michigan, Army)

DECEMBER

- 7-8 Illinois vs. Columbia in Illini Classic at Champaign (Also New Mexico State, American)
- Iowa vs. Boston University in Hawkeye Classic at Iowa City (Also Southern California, Texas Tech)
- 14-15 Indiana vs. Western Kentucky in Indiana Classic at Bloomington (Also St. Joseph, Stetson)
- 27-28 Ohio State vs. Tennessee-Chattanooga in Citrus Classic at Orlando, FL (Also Stetson, Florida A&M)
- 28-29 Purdue vs. Mississippi State in Sun Bowl Classic at El Paso, TX (Also Wake Forest, Texas-El Paso)
Wisconsin vs. Texas A&M in Lobo Classic at Albuquerque, NM (Also New Mexico, Alaska-Anchorage)
Michigan State vs. Boston College in Cabrillo Classic at San Diego, CA (Also San Diego, Texas Christian)
- 27-30 Iowa vs. Maryland in Rainbow Classic at Honolulu, HI (Also Iowa State, Washington, Arkansas, Georgia Tech, Cornell, Hawaii)
- 29-30 Indiana vs. Miami (Ohio) in Hoosier Classic at Indianapolis (Also Arizona State, Florida)



1985 BIG TEN CONFERENCE MEN'S BASKETBALL SCHEDULE

JANUARY

- 2 Indiana at Michigan
- 3 Illinois at Minnesota
Purdue at Iowa
- Ohio State at Michigan State
- 5 Illinois at Iowa
Purdue at Minnesota
Indiana at Michigan State
Ohio State at Michigan
WISCONSIN at Northwestern
- 9 WISCONSIN at Ohio State
- 10 Northwestern at Indiana
Michigan State at Purdue
Michigan at Illinois
- 12 Northwestern at Ohio State
WISCONSIN at Indiana
Michigan State at Illinois
Michigan at Purdue
Iowa at Minnesota
- 16 Purdue at Northwestern
- 17 Illinois at WISCONSIN
Iowa at Michigan State
Minnesota at Michigan
- 19 Illinois at Northwestern
Purdue at WISCONSIN
Iowa at Michigan
Minnesota at Michigan State
Indiana at Ohio State
- 23 Ohio State at Illinois
- 24 Northwestern at Iowa
WISCONSIN at Minnesota

- Indiana at Purdue
Michigan State at Michigan
- 26 Northwestern at Minnesota
WISCONSIN at Iowa
Ohio State at Purdue
- 27 Indiana at Illinois (NBC-TV)
- 30 Illinois at Purdue
- 31 Michigan State at WISCONSIN
Michigan at Northwestern
Iowa at Indiana
Minnesota at Ohio State

FEBRUARY

- 2 Michigan State at Northwestern
Michigan at WISCONSIN
Iowa at Ohio State
Minnesota at Indiana
- 6 Minnesota at Iowa
- 7 Indiana at WISCONSIN
Ohio State at Northwestern
Illinois at Michigan State
Purdue at Michigan
- 9 Indiana at Northwestern
Ohio State at WISCONSIN
Illinois at Michigan
Purdue at Michigan State
- 13 Michigan State at Minnesota
- 14 Northwestern at Illinois
WISCONSIN at Purdue
Michigan at Iowa
Ohio State at Indiana
- 16 Northwestern at Purdue

- WISCONSIN at Illinois
Michigan State at Iowa
Michigan at Minnesota
- 20 Iowa at WISCONSIN
- 21 Minnesota at Northwestern
Illinois at Indiana
Purdue at Ohio State
- 23 Iowa at Northwestern
Illinois at Ohio State
Purdue at Indiana
Michigan at Michigan State
- 24 Minnesota at WISCONSIN
- 27 Northwestern at Michigan State
- 28 WISCONSIN at Michigan
Indiana at Minnesota
Ohio State at Iowa

MARCH

- 2 Northwestern at Michigan
WISCONSIN at Michigan State
Purdue at Illinois
Ohio State at Minnesota
- 3 Indiana at Iowa (NBC-TV)
- 6 Michigan at Ohio State
- 7 Iowa at Illinois
Minnesota at Purdue
Michigan State at Indiana
- 9 Iowa at Purdue
Minnesota at Illinois
Michigan State at Ohio State
Northwestern at WISCONSIN (11:05 a.m.)
- 10 Michigan at Indiana (CBS-TV)





The Wisconsin Badger Basketball Team takes time to relax on their visit to Hungary and Austria last August. This team photo was taken in front of an old castle in Shekesvehrwar, Hungary.